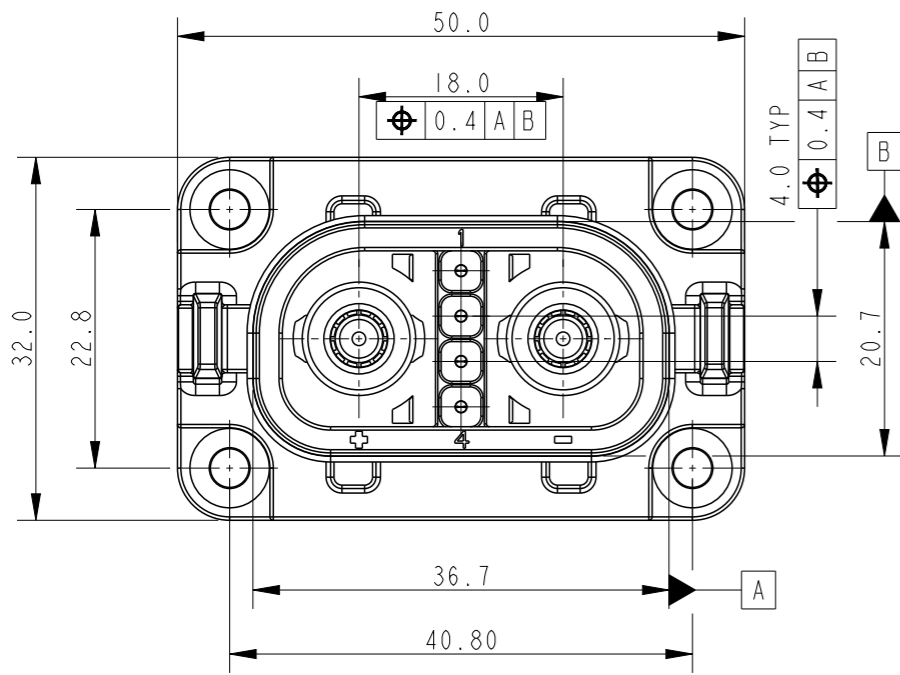
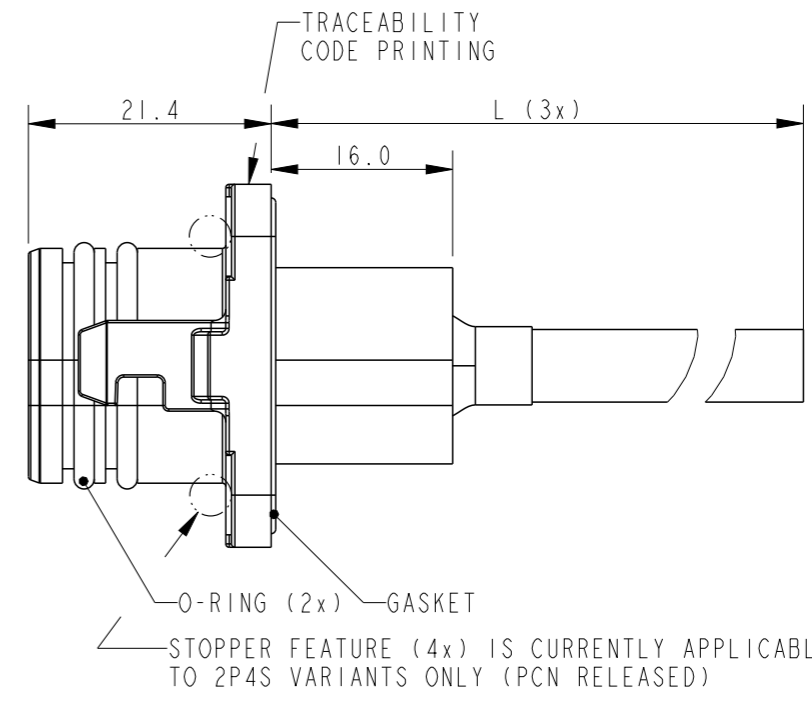
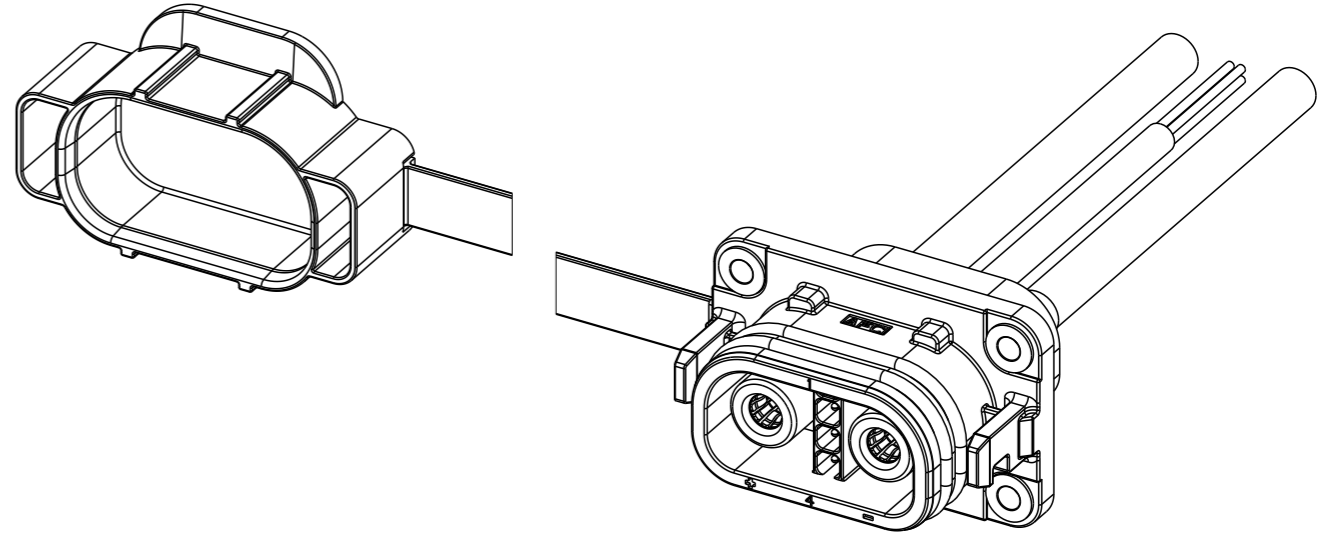
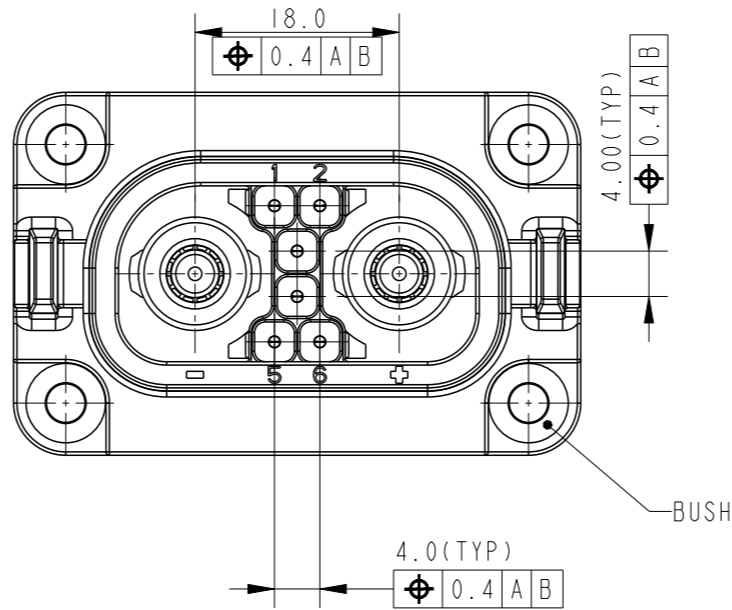


AU10169535-X24XXLF
2 POWER, 4 SIGNAL VARIANT



AU10169535-X26XXLF
2 POWER, 6 SIGNAL VARIANT

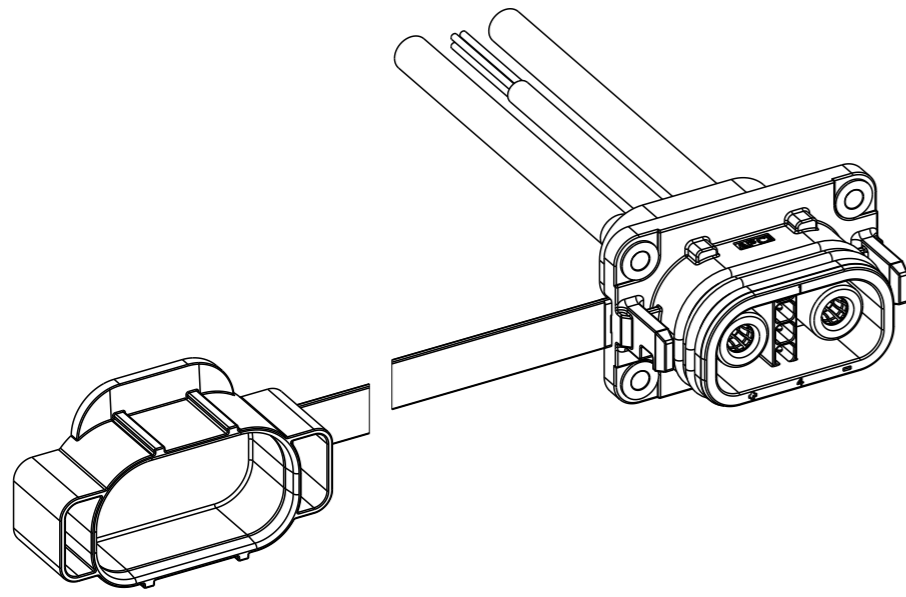


NOTE:
SIGNAL MULTICORE CABLE SHEATH REMOVED FOR 50⁺⁵₀ AT FREE END

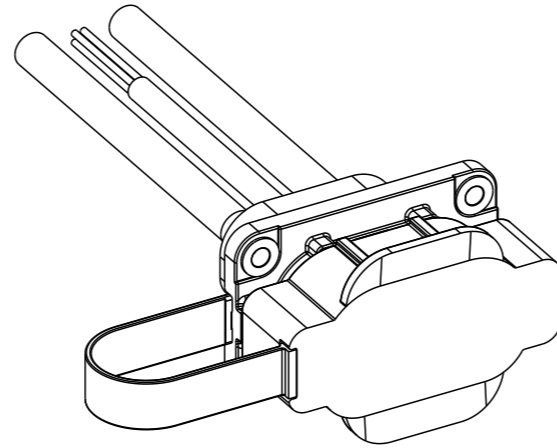
CABLE LENGTH TOLERANCE TABLE	
LENGTH	TOLERANCE
<=0.3 M	+25 MM -0 MM
>0.3 M - 1.5 M	+50 MM -0 MM
>1.5 M - 3 M	+100 MM -0 MM
>3.0 M - 7.5 M	+ 150 MM - 0 MM

spec ref	dr	Prakash, Pravi	2022/12/30	projection	mm	size	A3	scale	1:1
tolerance std	eng	A Srikar	2023/08/22			ecn no	rel level	Released	rev
ISO 406 ISO 1101	chr	-	-						
surface	linear	0.X	±0.1			dwg no	10169537	Product - Customer Drw	sheet 1 of 4
		0.XX	±0.05						
ISO 1302	angular	0°	±°	amphenol-icc.com	cat. no.	-			

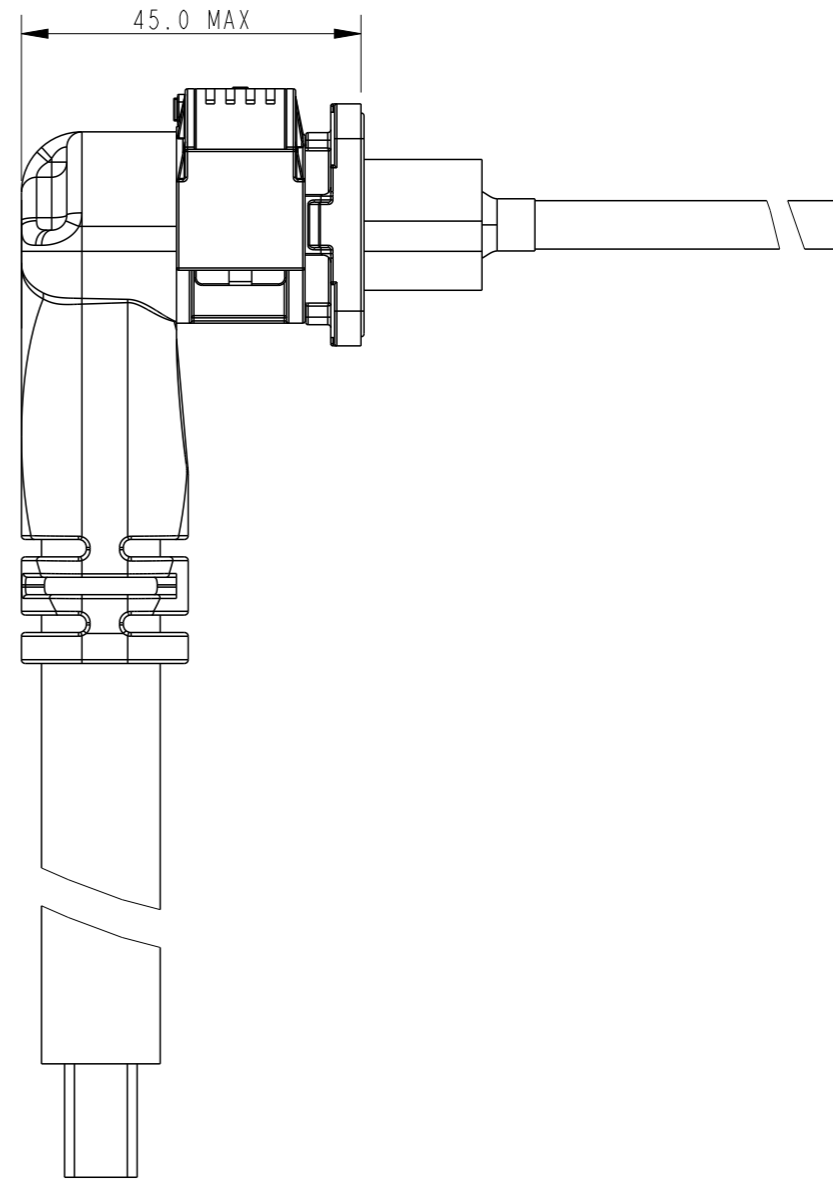
2P4S - IP CAP OPEN



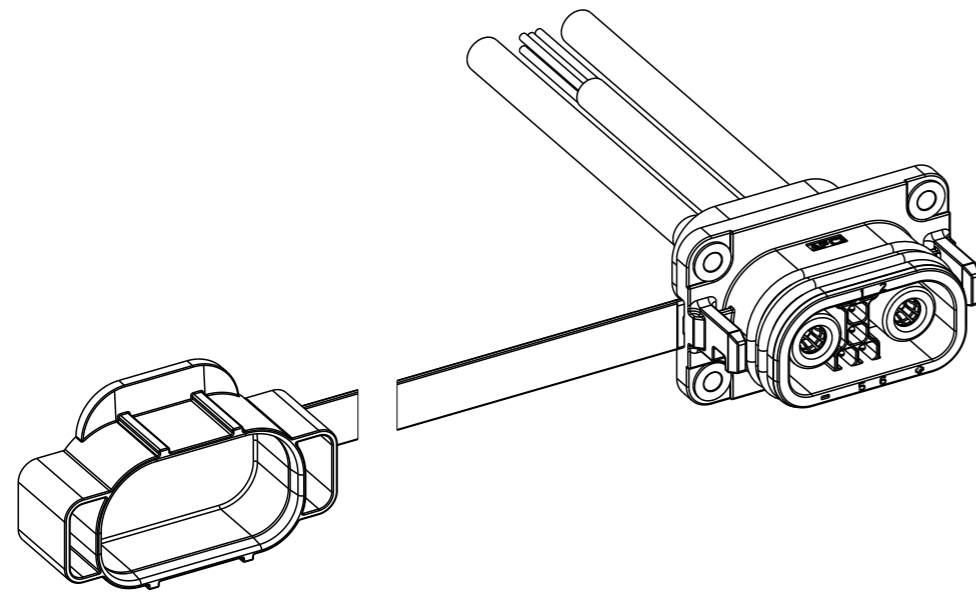
2P4S - IP CAP CLOSED



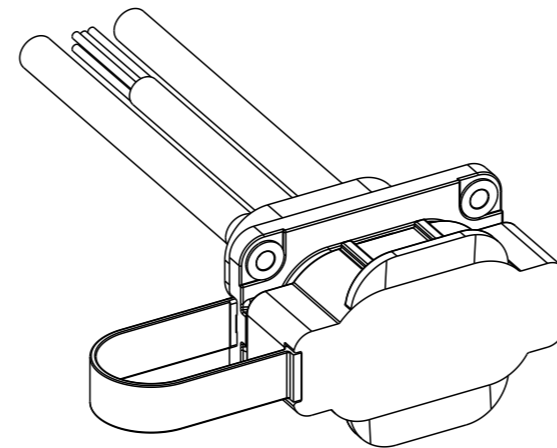
MATED CONDITION



2P6S - IP CAP OPEN



2P6S - IP CAP CLOSED

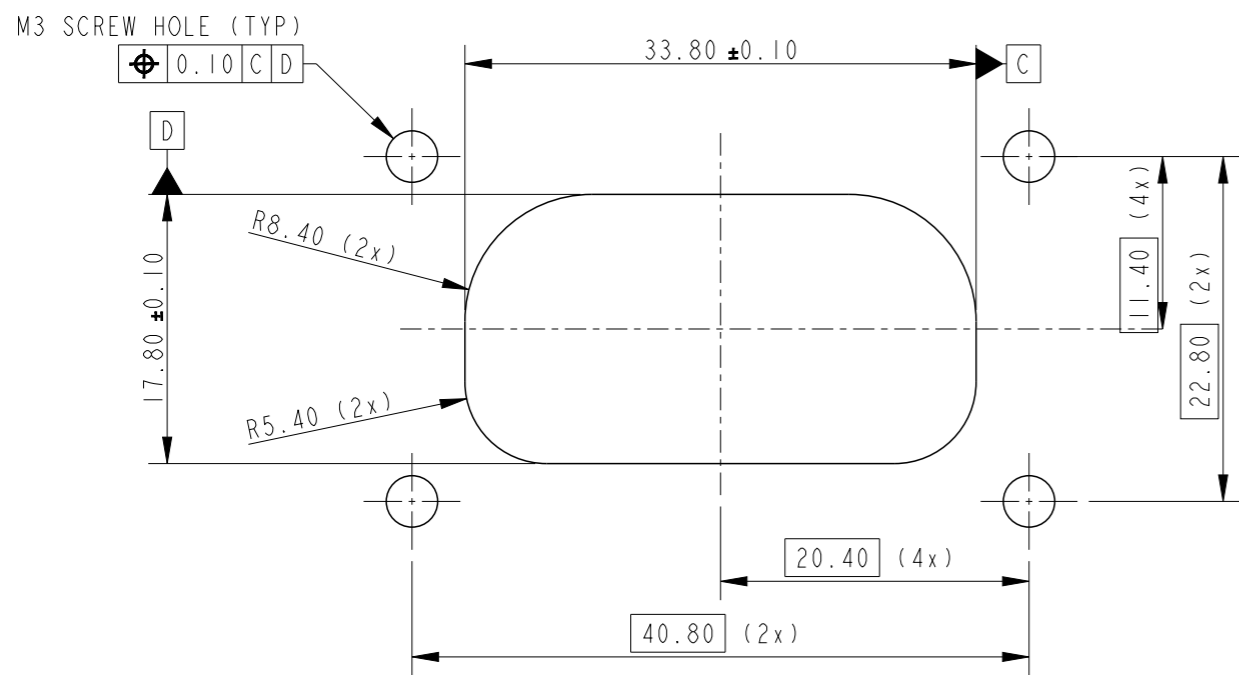


COLOUR TABLE

PIN	2P4S	2P6S
+	ORANGE	ORANGE
-	BLACK	BLACK
1	BLUE	ORANGE
2	ORANGE	BROWN
3	BROWN	BLUE
4	GREEN	GREEN
5	-	RED (B)
6	-	WHITE

spec ref	dr	Prakash, Pravi	2022/12/30	projection	mm	size	A3	scale	1:1
tolerance std	eng	A Srikar	2023/08/22			ecn no		rel level	
ISO 406 ISO 1101	chr	-	-			-		Released	
surface	linear	0.X	±0.1	Amphenol FCI SOCKET ASSEMBLY DURA EV		dwg no	10169537	rev	A
		0.XXX	±						
ISO 1302	angular	0°	±°	amphenol-icc.com		cat. no.	-	Product - Customer Drw	

RECOMMENDED PANEL LAYOUT



NOTES:

- MATERIAL AND FINISH
 HOUSING: POLYESTER THERMOPLASTIC
 POWER TERMINAL: AG OVER CU ALLOY
 SIGNAL TERMINAL: AU OVER CU ALLOY
 BUSH: BRASS WITH NI PLATING
 O-RING: SILICON RUBBER,
 COLOR:
 4 ORANGE - 2P4S VARIANTS (PCN RELEASED)
 BLACK - 2P6S VARIANTS
 GASKET: SILICON RUBBER
 IP CAP: POLYAMIDE THERMOPLASTIC
 LANYARD: TPE
 POWER CABLE OPTIONS:
 CHARGING CONNECTOR: 1.5/2.5 SQMM
 DISCHARGING CONNECTOR: 10/16 SQMM
 SIGNAL CABLE OPTIONS: 0.35/0.50 SQMM
- MATING CONNECTOR DRAWING NO: 10169536
- PATENT APPLIED FOR.
- 4 SYMBOL INDICATES A MODIFICATION WITH CURRENT DRAWING REVISION

TECHNICAL FEATURES:

- RATED CURRENT: UPTO 70 A
- DIELECTRIC WITHSTANDING VOLTAGE: 500 VDC
- INSULATION RESISTANCE: >1 GΩ
- FLAMMABILITY RATING: UL 94 V-0
- DURABILITY: 10,000 MATING CYCLES
- IP RATING: IP67, MATED & UNMATED (WITH IP CAP)
- OPERATING TEMPERATURE: -20 TO 90 °C

Amphenol FCI

© 2020 Amphenol Corporation

spec ref		dr	Prakash, Pravi	2022/12/30	projection	mm	size	A3	scale	1:1
tolerance std		eng	A Srikar	2023/08/22		← →	ecn no		rel level	
ISO 406 ISO 1101		chr	-	-			-		Released	
TOLERANCES UNLESS OTHERWISE SPECIFIED		appr	P-Mathew Nebu	2023/08/22	product family		-		-	
surface	linear	0.X	±0.1	Amphenol FCI	SOCKET ASSEMBLY		dwg no	10169537		rev
		0.XX	±0.05							
0.XXX	±									
ISO 1302	angular	0°	±°	amphenol-icc.com	cat. no.	-	Product - Customer Drw		sheet 3 of 4	

AU

1016953X

J

2

4

C

B

LF

AUTOMOTIVE

BASE NUMBER	
4	PLUG
5	SOCKET

RATED CURRENT (A)	
G	50
J	70
K	12
M	20
N	15
P	25

NO. OF POWER CONTACTS

NO. OF SIGNAL CONTACTS	
4	
6	

WIRE LENGTH	
A	0.15M
B	0.20M
C	0.35M
D	0.50M
E	1.00M
F	1.50M
G	2.00M
H	0.60M
J	0.90M
K	0.12M
L	0.55M
M	0.75M
N	1.20M
P	0.30M
Q	0.45M
R	2.25M
S	0.175M
T	1.70M
U	3.00M
V	0.40M
W	0.17M
X	5.00M
Y	0.80M
Z	1.75M

LEAD-FREE

WIRE TYPE			
	SIZE	CURRENT(A)	REFERENCE AWG
A	FLRY-B -2.5 SQMM	25	14
B	FLRY-B -10 SQMM	50	8
C	FLRY-B -16 SQMM	70	6
D	FLRY-B -1.5 SQMM	15	16
E	FLRY-C -8 SQMM	50	8
F	SILICONE-10 SQMM	50	8

Amphenol FCI

© 2020 Amphenol Corporation

spec ref	dr	Prakash, Pravi	2022/12/30	projection	mm	size	A3	scale	1:1
tolerance std	eng	A Srikar	2023/08/22		← →	ecn no		rel level	
ISO 406 ISO 1101	chr	-	-			Released			
surface	appr	P-Mathew Nebu	2023/08/22	product family	-		rel level	Released	
ISO 1302	linear	0.X	±0.1	Amphenol FCI	SOCKET ASSEMBLY		dwg no	10169537	rev
		0.XX	±0.05		DURAEV				
angular	0°	±°	amphenol-icc.com		cat. no.	-			