

12065A221JAT2A Datasheet

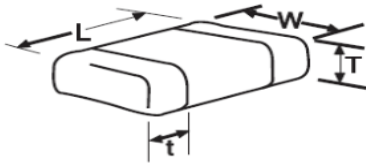
(1206 50V COG 220pF ±5%)

To download data and simulation models visit:

SpiCAT
ONLINE TOOL



Dimensions

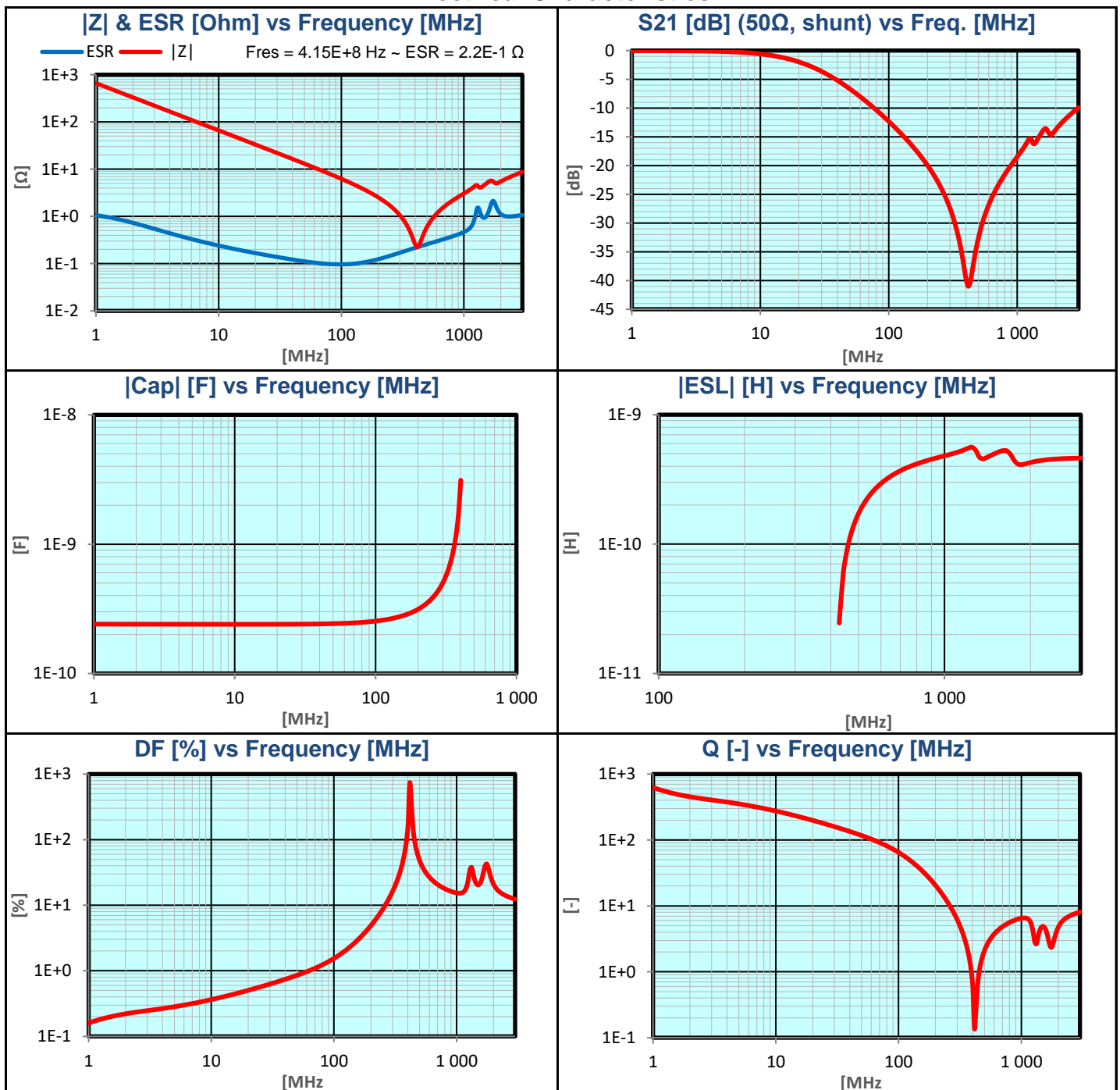


	millimetres (inches)
L	3.20 ± 0.20 (0.126 ± 0.008)
W	1.60 ± 0.20 (0.063 ± 0.008)
T max.	0.94 (0.037)
t	0.50 ± 0.25 (0.020 ± 0.010)

Basic Specifications

Item	Unit	Spec.	Conditions
Capacitance	pF	209 to 231	@ 1 MHz, 1 Vrms
DF	%	0.1 max.	@ 1 MHz, 1 Vrms
IR	GΩ	100	@ 50 Vdc, t = 60 ± 5 s
DWV	Vdc	125	@ I ≤ 50mA, t ≤ 5 s
Op. Temperature		-55 °C to +125 °C	
Dielectric		COG (NP0)	
AEC-Q200		Not qualified	
RoHS Compliant		Yes	
Termination		Sn	

Electrical Characteristics

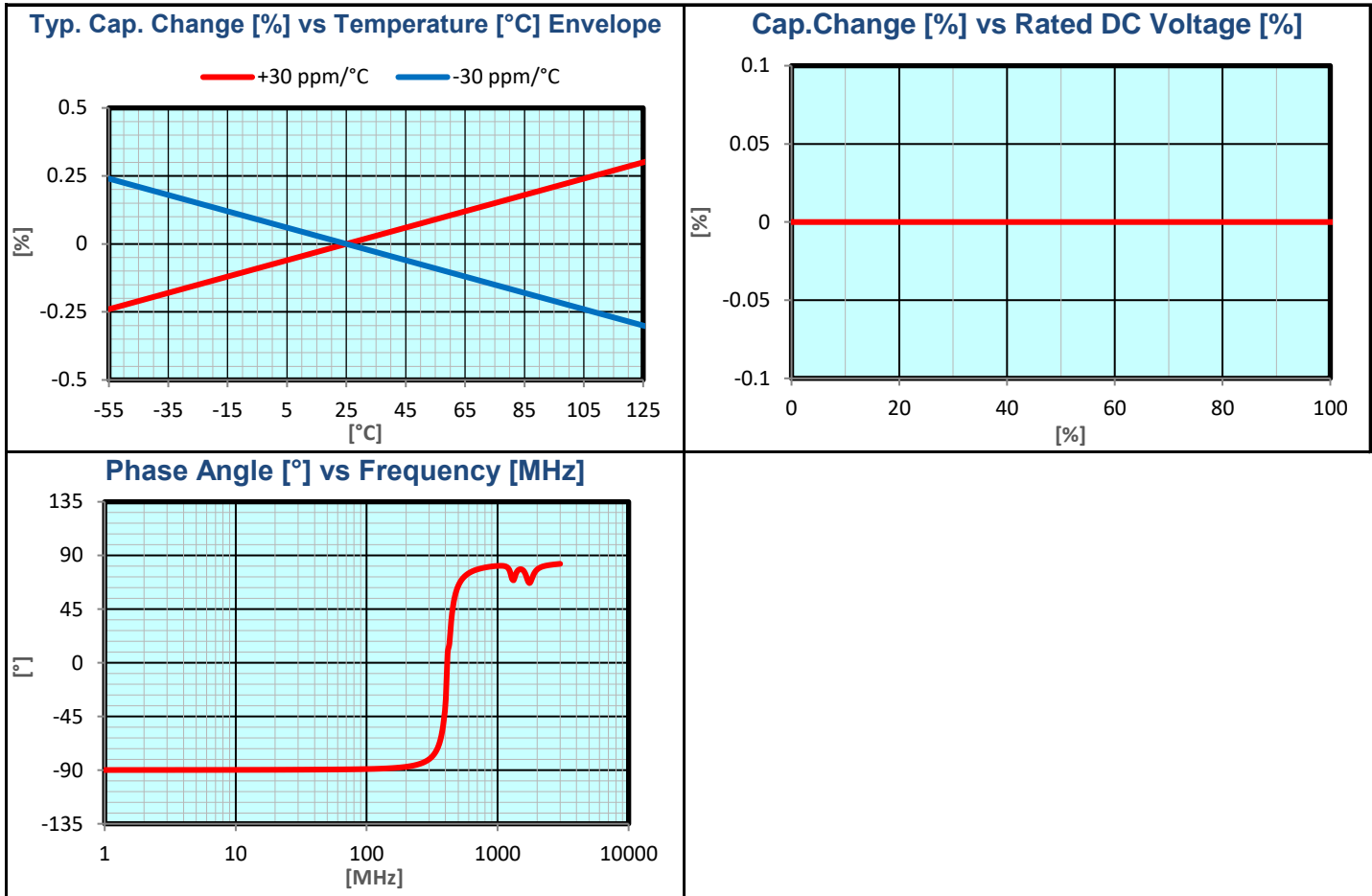


12065A221JAT2A Datasheet



(1206 50V C0G 220pF ±5%)

Electrical Characteristics



How To Order

0805	5	A	101	J	4	T	2	A
Case Size	Voltage	Dielectric	Capacitance Code	Capacitance Tolerance	Failure Rate	Termination	Packaging/ Marking	Special Code
0402	Y = 16V	A = C0G (NP0)	(2 significant digits	B = ± 0.1 pF (< 10 pF)	A = Standard	T = Plated Ni/Sn	2 = 7" Reel	A = Standard
0603	3 = 25V	Q = C0G (NP0)	+ no of zeros)	C = ± 0.25 pF (< 10 pF)	4 = Automotive	U = Conductive Epo*	4 = 13" Reel	
0805	5 = 50V	Max. Temp. = 150°C		D = ± 0.5 pF (< 10 pF)			U = 4mm TR (01005)**	
1206	1 = 100V			F = ± 1 % (≥ 10 pF)		<div style="border: 1px solid black; padding: 5px;"> <p>Contact Factory For</p> <p>1 = Pd/Ag**</p> <p>7 = Gold Plated**</p> <p style="color: red;">NOT RoHS COMPLIANT</p> </div>		
	2 = 200V			G = ± 2 % (≥ 10 pF)				
	V = 250V			J = ± 5%				
	7 = 500V			K = ± 10%				
				M = ± 20%				

Note:
 *Automotive parts only
 **Standard parts only
 0402 case size available in T termination only.

NOTICE: Specifications are subject to change without notice. All statements, information and data given herein are believed to be accurate and reliable, but are presented without guarantee or responsibility of any kind, expressed or implied. Specifications are typical and may not apply to all applications.