

# Product data sheet

Specifications



## Isolated analog converter, Harmony Analog, 0...10V or 4...20mA to 0...10V or 4...20mA

RMCN22BD

### Main

Range of product	Harmony Analog
Product or component type	Voltage/current converter
Analogue input type	Current 4...20 mA Voltage 0...10 V DC
Analogue output type	Current 4...20 mA $\leq$ 500 Ohm by cabling Voltage 0...10 V $\geq$ 100 kOhm by cabling

### Complementary

Protection type	Short-circuit protection on output Overvoltage protection on output (+/- 30 V) Reverse polarity protection on output
Abnormal analogue output voltage	-15...0 V no input or input wire broken
Abnormal analogue output current	4...30 mA no input or input wire broken
[Us] rated supply voltage	24 V DC +/- 20 %, non isolated
Current consumption	$\leq$ 40 mA for voltage output $\leq$ 60 mA for current output
Local signalling	LED (green) for power ON
Measurement error	+/- 10 % of full scale at 20 °C (electromagnetic interference of 10 V/m) +/- 1 % of full scale at 20 °C
Repeat accuracy	+/- 0.2 % full scale at 20 °C +/- 0.6 % full scale at 60 °C
Temperature coefficient	200 ppm/°C
Clamping connection capacity	1 x 2.5 mm <sup>2</sup> 2 x 1.5 mm <sup>2</sup>
Tightening torque	0.6...1.1 N.m
Marking	CE
Surge withstand	0.5 kV during 1.2/50 $\mu$ s conforming to IEC 61000-4-5
[Ui] rated insulation voltage	2 kV
Fixing mode	By screws (mounting plate) Clip-on (35 mm symmetrical DIN rail)
Safety reliability data	MTTFd = 73.2 years B10d = 67582
Net weight	0.12 kg

## Environment

<b>Standards</b>	IEC 60584-1 IEC 60947-1
<b>Product certifications</b>	GL CSA UL
<b>IP degree of protection</b>	IP20 (terminal block) IP50 (housing)
<b>Fire resistance</b>	850 °C conforming to IEC 60695-2-1 850 °C conforming to UL
<b>Shock resistance</b>	50 gn for 11 ms conforming to IEC 60068-2-27
<b>Vibration resistance</b>	5 gn (f= 10...100 Hz) conforming to IEC 60068-2-6
<b>Resistance to electrostatic discharge</b>	6 kV (in contact) conforming to IEC 61000-4-2 level 3 8 kV (in air) conforming to IEC 61000-4-2 level 3
<b>Resistance to fast transients</b>	1 kV (on input-output) conforming to IEC 61000-4-4 2 kV (on power supply) conforming to IEC 61000-4-4
<b>Disturbance radiated/ conducted</b>	CISPR 22 group 1 - class B CISPR 11
<b>Ambient air temperature for storage</b>	-40...85 °C
<b>Ambient air temperature for operation</b>	0...50 °C mounting side by side 0...60 °C 2 cm spacing
<b>Pollution degree</b>	2 conforming to IEC 60664-1

## Packing Units

<b>Unit Type of Package 1</b>	PCE
<b>Number of Units in Package 1</b>	1
<b>Package 1 Height</b>	2.7 cm
<b>Package 1 Width</b>	8.2 cm
<b>Package 1 Length</b>	8.5 cm
<b>Package 1 Weight</b>	103.0 g
<b>Unit Type of Package 2</b>	S02
<b>Number of Units in Package 2</b>	47
<b>Package 2 Height</b>	15 cm
<b>Package 2 Width</b>	30 cm
<b>Package 2 Length</b>	40 cm
<b>Package 2 Weight</b>	5.62 kg

## Offer Sustainability

<b>Sustainable offer status</b>	Green Premium product
<b>REACH Regulation</b>	<a href="#">REACH Declaration</a>
<b>EU RoHS Directive</b>	Pro-active compliance (Product out of EU RoHS legal scope) <a href="#">EU RoHS Declaration</a>
<b>Mercury free</b>	Yes
<b>China RoHS Regulation</b>	<a href="#">China RoHS declaration</a>
<b>RoHS exemption information</b>	<a href="#">Yes</a>
<b>Environmental Disclosure</b>	<a href="#">Product Environmental Profile</a>
<b>Circularity Profile</b>	<a href="#">End of Life Information</a>

---

**WEEE** The product must be disposed on European Union markets following specific waste collection and never end up in rubbish bins

---

**California proposition 65** WARNING: This product can expose you to chemicals including: Nickel compounds, which is known to the State of California to cause cancer, and Di-isodecyl phthalate (DIDP), which is known to the State of California to cause birth defects or other reproductive harm. For more information go to [www.P65Warnings.ca.gov](http://www.P65Warnings.ca.gov)

## Contractual warranty

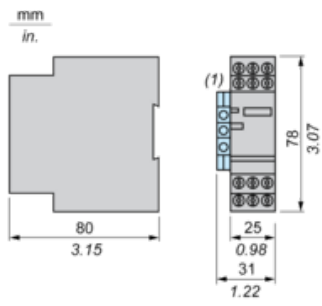
---

**Warranty** 18 months

## Analog Interface (Converter)

---

### Dimensions

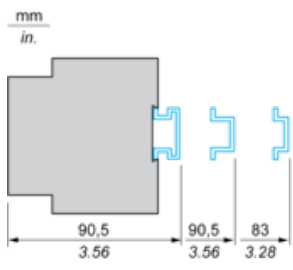


(1) Terminal block AB1TP435U or AB1RRNTP435U2

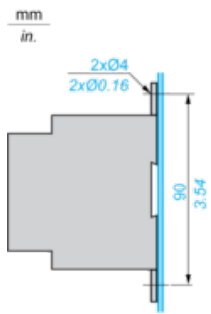
**Mounting**

---

**Mounting on Rails AM1•••••**



**Panel Mounting**

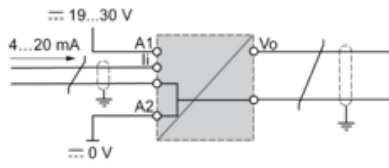


**Analog Interface: Voltage/Current Converter**

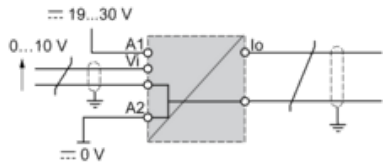
---

**Wiring Diagrams**

**Current input signal**



**Voltage input signal**



The input, output and power supply lines must be kept away from the power cables to avoid effects due to induced interference. The supply, input and output cables must be shielded as indicated in the schemes and must be kept away from each other.

**Recommended replacement(s)**