

Product datasheet

Specifications



servo motor BMH - 6.2 Nm - 6000 rpm - keyed shaft - without brake - IP54

BMH1002P12A2A

Main

Product or component type	Servo motor
Device short name	BMH
Maximum mechanical speed	6000 rpm
Continuous stall torque	6.2 N.m for LXM32.D18N4 at 6 A, 400 V, three phase 6.2 N.m for LXM32.D18N4 at 6 A, 480 V, three phase
Peak stall torque	18.4 N.m for LXM32.D18N4 at 6 A, 400 V, three phase 18.4 N.m for LXM32.D18N4 at 6 A, 480 V, three phase
Nominal output power	1600 W for LXM32.D18N4 at 6 A, 400 V, three phase 1600 W for LXM32.D18N4 at 6 A, 480 V, three phase
Nominal torque	3.9 N.m for LXM32.D18N4 at 6 A, 400 V, three phase 3.9 N.m for LXM32.D18N4 at 6 A, 480 V, three phase
Nominal speed	4000 rpm for LXM32.D18N4 at 6 A, 400 V, three phase 4000 rpm for LXM32.D18N4 at 6 A, 480 V, three phase
Product compatibility	LXM32.D18N4 at 400...480 V three phase
Shaft end	Keyed
IP degree of protection	IP54 standard
Speed feedback resolution	131072 points/turn x 4096 turns
Holding brake	Without
Mounting support	International standard flange
Electrical connection	Rotatable right-angled connectors

Complementary

Range compatibility	Lexium 32
[Us] rated supply voltage	480 V
Network number of phases	Three phase
Continuous stall current	5.04 A
Continuous power	2.36 W
Maximum current Irms	18 A for LXM32.D18N4
Maximum permanent current	18.23 A
Second shaft	Without second shaft end
Shaft diameter	19 mm
Shaft length	40 mm

Key width	30 mm
Feedback type	Multiturn SinCos Hiperface
Motor flange size	100 mm
Number of motor stacks	2
Torque constant	1.2 N.m/A at 120 °C
Back emf constant	77 V/krpm at 120 °C
Number of motor poles	10
Rotor inertia	6.28 kg.cm ²
Stator resistance	1.51 Ohm at 20 °C
Stator inductance	7.5 mH at 20 °C
Stator electrical time constant	5 ms at 20 °C
Maximum radial force Fr	990 N at 1000 rpm 790 N at 2000 rpm 690 N at 3000 rpm 620 N at 4000 rpm 580 N at 5000 rpm
Maximum axial force Fa	0.2 x Fr
Type of cooling	Natural convection
Length	160.6 mm
Centring collar diameter	95 mm
Centring collar depth	3.5 mm
Number of mounting holes	4
Mounting holes diameter	9 mm
Circle diameter of the mounting holes	115 mm
Net weight	4.92 kg

Packing Units

Unit Type of Package 1	PCE
Number of Units in Package 1	1
Package 1 Height	22.0 cm
Package 1 Width	20.0 cm
Package 1 Length	40.0 cm
Package 1 Weight	6.098 kg

Offer Sustainability

Sustainable offer status	Green Premium product
REACH Regulation	REACH Declaration
EU RoHS Directive	Pro-active compliance (Product out of EU RoHS legal scope) EU RoHS Declaration
Mercury free	Yes
China RoHS Regulation	China RoHS declaration
RoHS exemption information	Yes
Environmental Disclosure	Product Environmental Profile
WEEE	The product must be disposed on European Union markets following specific waste collection and never end up in rubbish bins
PVC free	Yes

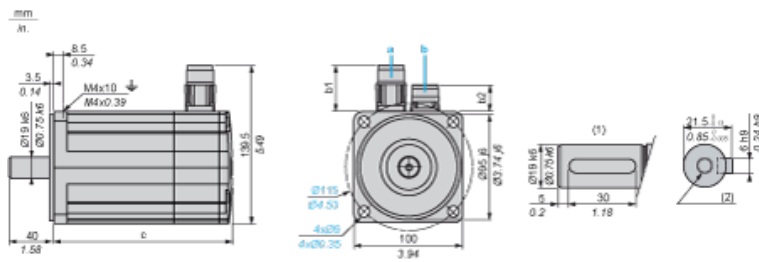
Contractual warranty

Warranty

18 months

Servo Motors Dimensions

Example with Straight Connectors



- a:** Power supply for servo motor brake
- b:** Power supply for servo motor encoder
- (1)** Shaft end, keyed slot (optional)
- (2)** For screw M6 x 21 mm/M6 x 0.83 in.

Dimensions in mm

Straight connectors		Rotatable angled connectors		c (without brake)	c (with brake)
b1	b2	b1	b2		
39.5	25.5	39.5	39.5	160	202

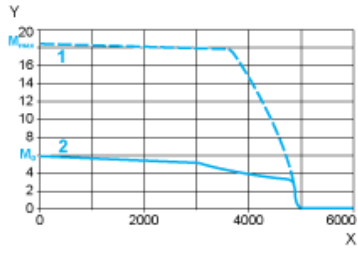
Dimensions in in.

Straight connectors		Rotatable angled connectors		c (without brake)	c (with brake)
b1	b2	b1	b2		
1.55	1.00	1.55	1.55	6.29	7.95

400 V 3-Phase Supply Voltage

Torque/Speed Curves

Servo motor with LXM32•D18N4 servo drive

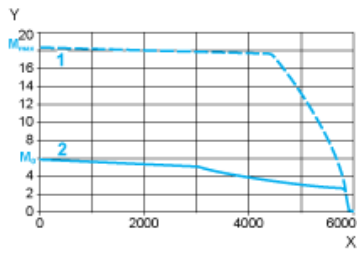


- X Speed in rpm
- Y Torque in Nm
- 1 Peak torque
- 2 Continuous torque

480 V 3-Phase Supply Voltage

Torque/Speed Curves

Servo motor with LXM32•D18N4 servo drive



- X Speed in rpm
- Y Torque in Nm
- 1 Peak torque
- 2 Continuous torque

Recommended replacement(s)