

Product data sheet

Specifications



additionnal EMC input filter - 3-phase supply - 25 A

VW3A31406

Main

Range of product	Altivar
Product or component type	EMC input filter
Range compatibility	Altivar Machine ATV320 Lexium 23 Plus Altivar 212 Altivar 31C Lexium 05 Altivar 312 Altivar 312 Solar
Product compatibility	Servo drive LXM23 motor: 4.5 kW Servo drive LXM23 motor: 5.5 kW ATV212HU30M3X ATV212HU30N4 ATV212HU40M3X ATV212HU40N4 ATV212HU55N4 ATV31CU22N4 ATV31CU30N4 ATV31CU40N4 LXM05AD22N4 LXM05AD34N4 LXM05AD42M3X LXM05BD22N4 LXM05BD34N4 LXM05BD42M3X LXM05CD22N4 LXM05CD34N4 ATV312HU22N4 ATV312HU30N4 ATV312HU40N4 ATV312HU30M3 ATV312HU40M3 Variable speed drive ATV320...C motor: 2.2 kW, 380...500 V three phase Variable speed drive ATV320...C motor: 3 kW, 380...500 V three phase Variable speed drive ATV320...C motor: 4 kW, 380...500 V three phase Variable speed drive ATV320...C motor: 3 kW, 200...240 V three phase Variable speed drive ATV320...C motor: 4 kW, 200...240 V three phase Variable speed drive ATV320...W/ATV320...WS motor: 2.2 kW, 380...500 V three phase Variable speed drive ATV320...W/ATV320...WS motor: 3 kW, 380...500 V three phase Variable speed drive ATV320...W/ATV320...WS motor: 4 kW, 380...500 V three phase
Product specific application	Radio interference input filter
[In] rated current	25 A
Thermal losses	1 W for ATV21HU30N4 3 W for ATV21HU55N4 1.6 W for ATV21HU40N4 15.8 W for ATV31CU22N4 3.6 W for ATV21HU30M3X 6.2 W for ATV21HU40M3X
Network number of phases	Three phase

Disclaimer: This documentation is not intended as a substitute for and is not to be used for determining suitability or reliability of these products for specific user applications

Complementary

Electrical connection	Terminal 10 mm ² AWG 6
Tightening torque	1.8 N.m
Maximum earth leakage current	35 mA 50 Hz 37 mA at 480 V 60 Hz 17.8 mA at 480 V 60 Hz
Power supply voltage	380...500 V 200...240 V
Tolerance	10 %
Net weight	1.65 kg 1.35 kg

Environment

IP degree of protection	IP20 IP41 (upper part)
Relative humidity	0...93 % conforming to IEC 68-2-3
Ambient air temperature for operation	-10...50 °C
Ambient air temperature for storage	-25...70 °C
Operating altitude	<= 1000 m without current derating 1000...3000 m with current derating 1 % per 100 m
Vibration resistance	1 gn (f= 13...150 Hz) conforming to IEC 60068-2-6 1.5 mm peak to peak (f= 3...13 Hz) conforming to IEC 60068-2-6
Shock resistance	15 gn for 11 ms conforming to EN/IEC 60068-2-27
Standards	EN 133200 EN/IEC 61800-3

Packing Units

Unit Type of Package 1	PCE
Number of Units in Package 1	1
Package 1 Height	5.800 cm
Package 1 Width	23.500 cm
Package 1 Length	28.200 cm
Package 1 Weight	1.487 kg
Unit Type of Package 2	S04
Number of Units in Package 2	11
Package 2 Height	30.000 cm
Package 2 Width	40.000 cm
Package 2 Length	60.000 cm
Package 2 Weight	17.142 kg
Unit Type of Package 3	P06
Number of Units in Package 3	44
Package 3 Height	75.000 cm
Package 3 Width	60.000 cm
Package 3 Length	80.000 cm
Package 3 Weight	77.308 kg

Offer Sustainability

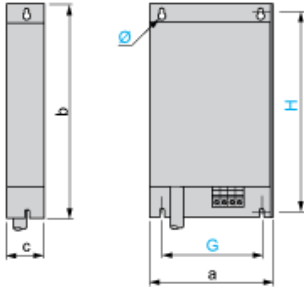
REACH Regulation	REACH Declaration
REACH free of SVHC	Yes
EU RoHS Directive	Pro-active compliance (Product out of EU RoHS legal scope) EU RoHS Declaration
Toxic heavy metal free	Yes
Mercury free	Yes
China RoHS Regulation	China RoHS declaration
RoHS exemption information	Yes
California proposition 65	WARNING: This product can expose you to chemicals including: Lead and lead compounds, which is known to the State of California to cause cancer and birth defects or other reproductive harm. For more information go to www.P65Warnings.ca.gov

Contractual warranty

Warranty	18 months
----------	-----------

Additional EMC Input Filters

Dimensions



Dimensions in mm

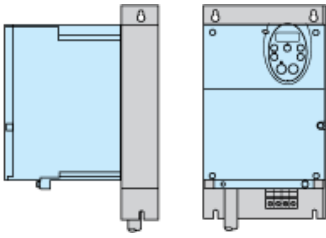
a	b	c	G	H	Ø
140	235	50	120	215	4.5

Dimensions in in.

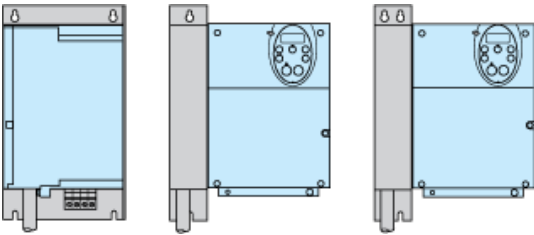
a	b	c	G	H	Ø
5.51	9.25	1.97	4.72	8.46	0.18

Additional EMC Input Filter

Mounting the Filter under the Drive



Mounting the Filter next to the Drive



Recommended replacement(s)