


# PC 4/ 3-ST-7,62 - PCB connector



1804917

<https://www.phoenixcontact.com/in/products/1804917>

Please be informed that the data shown in this PDF document is generated from our Online Catalog. Please find the complete data in the user documentation. Our General Terms of Use for Downloads are valid.



PCB connector, nominal cross section: 4 mm<sup>2</sup>, color: green, nominal current: 20 A, rated voltage (III/2): 630 V, contact surface: Tin, type of contact: Socket, number of potentials: 3, number of rows: 1, number of positions: 3, number of connections: 3, product range: PC 4/..-ST, pitch: 7.62 mm, connection method: Screw connection with tension sleeve, screw head form: L Slotted, conductor/PCB connection direction: 0 °, locking clip: - Locking clip, plug-in system: COMBICON PC 4, locking: without, mounting: without, type of packaging: packed in cardboard

## Your advantages

- Well-known connection principle allows worldwide use
- Low temperature rise, thanks to maximum contact force
- Allows connection of two conductors
- Integrated double steel spring provides additional safety in the event of temperature and power fluctuations

## Commercial Data

|                                      |                     |
|--------------------------------------|---------------------|
| Item number                          | 1804917             |
| Packing unit                         | 50 pc               |
| Minimum order quantity               | 50 pc               |
| Sales Key                            | AAD                 |
| Product Key                          | AADAAC              |
| Catalog Page                         | Page 512 (C-1-2013) |
| GTIN                                 | 4017918046354       |
| Weight per Piece (including packing) | 12.935 g            |
| Weight per Piece (excluding packing) | 12.354 g            |
| Customs tariff number                | 85366990            |
| Country of origin                    | DE                  |

# PC 4/ 3-ST-7,62 - PCB connector



1804917

<https://www.phoenixcontact.com/in/products/1804917>

## Technical Data

### Product properties

|                       |                       |
|-----------------------|-----------------------|
| Type                  | Standard              |
| Product line          | COMBICON Connectors L |
| Product type          | PCB plug              |
| Product family        | PC 4/..-ST            |
| Number of positions   | 3                     |
| Pitch                 | 7.62 mm               |
| Number of connections | 3                     |
| Number of rows        | 1                     |
| Mounting flange       | without               |
| Number of potentials  | 3                     |

### Electrical properties

|                             |                |
|-----------------------------|----------------|
| Nominal current $I_N$       | 20 A           |
| Nominal voltage $U_N$       | 630 V          |
| Degree of pollution         | 3              |
| Contact resistance          | 0.5 m $\Omega$ |
| Rated voltage (III/3)       | 400 V          |
| Rated surge voltage (III/3) | 6 kV           |
| Rated voltage (III/2)       | 630 V          |
| Rated surge voltage (III/2) | 6 kV           |
| Rated voltage (II/2)        | 1000 V         |
| Rated surge voltage (II/2)  | 6 kV           |

### Connection data

#### Connection technology

|                       |                   |
|-----------------------|-------------------|
| Type                  | Standard          |
| Connector system      | COMBICON PC 4     |
| Nominal cross section | 4 mm <sup>2</sup> |
| Type of contact       | Socket            |

#### Interlock

|                 |         |
|-----------------|---------|
| Locking type    | without |
| Mounting flange | without |

#### Conductor connection

|  |  |
|--|--|
| Connection method  | Screw connection with tension sleeve       |
| Conductor/PCB connection direction                             | 0 °  |
| Conductor cross section rigid                                  | 0.2 mm <sup>2</sup> ... 4 mm <sup>2</sup>  |
| Conductor cross section flexible                               | 0.2 mm <sup>2</sup> ... 4 mm <sup>2</sup>  |
| Conductor cross section AWG                                    | 24 ... 10                                  |
| Conductor cross section flexible, with ferrule without plastic | 0.25 mm <sup>2</sup> ... 4 mm <sup>2</sup> |

# PC 4/ 3-ST-7,62 - PCB connector



1804917

<https://www.phoenixcontact.com/in/products/1804917>

|   |  |
|---|--|
| sleeve  |  |
| Conductor cross section, flexible, with ferrule, with plastic sleeve                      | 0.25 mm <sup>2</sup> ... 4 mm <sup>2</sup>   |
| 2 conductors with same cross section, solid   | 0.2 mm <sup>2</sup> ... 2.5 mm <sup>2</sup>  |
| 2 conductors with same cross section, flexible  | 0.2 mm <sup>2</sup> ... 1.5 mm <sup>2</sup>  |
| 2 conductors with same cross section, flexible, with ferrule without plastic sleeve       | 0.25 mm <sup>2</sup> ... 1.5 mm <sup>2</sup> |
| 2 conductors with the same cross section, flexible, with TWIN ferrule with plastic sleeve | 0.5 mm <sup>2</sup> ... 2.5 mm <sup>2</sup>  |
| Cylindrical gauge a x b / diameter  | 3.6 mm x 3.1 mm / 3.0 mm                     |
| Stripping length  | 7 mm   |
| Tightening torque   | 0.5 Nm ... 0.6 Nm                            |

## Material specifications

### Material data - contact

|  |  |
|--|--|
| Note                                     | WEEE/RoHS-compliant, free of whiskers according to IEC 60068-2-82/JEDEC JESD 201 |
| Contact material                         | Cu alloy   |
| Surface characteristics                  | hot-dip tin-plated   |
| Metal surface terminal point (top layer) | Tin (4 - 8 µm Sn)  |
| Metal surface contact area (top layer)   | Tin (4 - 8 µm Sn)  |

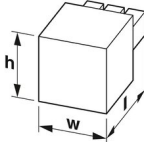
### Material data - housing

|   |              |
|---|--------------|
| Color (Housing)   | green (6021) |
| Insulating material   | PA           |
| Insulating material group   | I            |
| CTI according to IEC 60112  | 600          |
| Flammability rating according to UL 94                            | V0           |
| Glow wire flammability index GWFI according to EN 60695-2-12      | 850          |
| Glow wire ignition temperature GWIT according to EN 60695-2-13    | 775          |
| Temperature for the ball pressure test according to EN 60695-10-2 | 125 °C       |

### Material data – actuating element

|           |     |
|-----------|-----|
| Color ( ) | ( ) |
|-----------|-----|

## Dimensions

|                     |  |
|---------------------|--|
| Dimensional drawing |  |
| Pitch               | 7.62 mm  |
| Width [w]           | 22.84 mm   |
| Height [h]          | 18.1 mm  |

# PC 4/ 3-ST-7,62 - PCB connector



1804917

<https://www.phoenixcontact.com/in/products/1804917>

|            |         |
|------------|---------|
| Length [l] | 30.7 mm |
|------------|---------|

## Mounting

|                       |             |
|-----------------------|-------------|
| Drive form screw head | Slotted (L) |
| Drive form screw head | Slotted (L) |

## Notes

|                    |  |
|--------------------|--|
| Notes on operation | In accordance with IEC 61984, COMBICON connectors have no switching power (COC). During designated use, they must not be plugged in or disconnected when carrying voltage or under load. |
|--------------------|--|

## Mechanical tests

### Test for conductor damage and slackening

|               |                     |
|---------------|---------------------|
| Specification | IEC 60999-1:1999-11 |
| Result        | Test passed         |

### Pull-out test

|   |   |
|---|---|
| Specification   | IEC 60999-1:1999-11                     |
| Conductor cross section/conductor type/tractive force setpoint/actual value | 0.2 mm <sup>2</sup> / solid / > 10 N    |
|   | 0.2 mm <sup>2</sup> / flexible / > 10 N |
|   | 4 mm <sup>2</sup> / solid / > 60 N      |
|   | 4 mm <sup>2</sup> / flexible / > 60 N   |

### Insertion and withdrawal forces

|                                     |             |
|-------------------------------------|-------------|
| Result                              | Test passed |
| No. of cycles                       | 50          |
| Insertion strength per pos. approx. | 8 N         |
| Withdraw strength per pos. approx.  | 5 N         |

### Torque test

|               |                     |
|---------------|---------------------|
| Specification | IEC 60999-1:1999-11 |
|---------------|---------------------|

### Contact holder in insert

|   |                        |
|---|------------------------|
| Specification                               | IEC 60512-15-1:2008-05 |
| Contact holder in insert Requirements >20 N | Test passed            |

### Resistance of inscriptions

|               |                        |
|---------------|------------------------|
| Specification | IEC 60068-2-70:1995-12 |
| Result        | Test passed            |

### Polarization and coding

|               |                        |
|---------------|------------------------|
| Specification | IEC 60512-13-5:2006-02 |
| Result        | Test passed            |

### Visual inspection

|               |                       |
|---------------|-----------------------|
| Specification | IEC 60512-1-1:2002-02 |
| Result        | Test passed           |

# PC 4/ 3-ST-7,62 - PCB connector



1804917

<https://www.phoenixcontact.com/in/products/1804917>

## Dimension check

|               |                       |
|---------------|-----------------------|
| Specification | IEC 60512-1-2:2002-02 |
| Result        | Test passed           |

## Environmental and real-life conditions

### Vibration test

|                        |                             |
|------------------------|-----------------------------|
| Specification          | IEC 60068-2-6:2007-12       |
| Frequency              | 10 - 150 - 10 Hz            |
| Sweep speed            | 1 octave/min                |
| Amplitude              | 0.35 mm (10 Hz ... 60.1 Hz) |
| Sweep speed            | 5g (60.1 Hz ... 150 Hz)     |
| Test duration per axis | 2.5 h                       |

### Durability test

|  |                       |
|--|-----------------------|
| Specification                          | IEC 60512-9-1:2010-03 |
| Impulse withstand voltage at sea level | 7.3 kV                |
| Contact resistance $R_1$               | 0.5 m $\Omega$        |
| Contact resistance $R_2$               | 0.6 m $\Omega$        |
| Insertion/withdrawal cycles            | 50                    |

### Climatic test

|                                   |   |
|-----------------------------------|---|
| Specification                     | ISO 6988:1985-02  |
| Corrosive stress                  | 0.2 dm <sup>3</sup> SO <sub>2</sub> on 300 dm <sup>3</sup> /40 °C/1 cycle |
| Thermal stress                    | 100 °C/168 h  |
| Power-frequency withstand voltage | 3.31 kV   |

### Ambient conditions

|   |   |
|---|---|
| Ambient temperature (operation)         | -40 °C ... 100 °C (dependent on the derating curve) |
| Ambient temperature (storage/transport) | -40 °C ... 70 °C                                    |
| Relative humidity (storage/transport)   | 30 % ... 70 %                                       |
| Ambient temperature (assembly)          | -5 °C ... 100 °C                                    |

## Electrical tests

### Thermal test | Test group C

|                            |                       |
|----------------------------|-----------------------|
| Specification              | IEC 60512-5-1:2002-02 |
| Tested number of positions | 12                    |

### Insulation resistance

|  |                       |
|--|-----------------------|
| Specification                                | IEC 60512-3-1:2002-02 |
| Insulation resistance, neighboring positions | > 5 M $\Omega$        |

### Air clearances and creepage distances |

|  |                     |
|--|---------------------|
| Specification                          | IEC 60664-1:2007-04 |
| Insulating material group              | I                   |
| Comparative tracking index (IEC 60112) | CTI 600             |

# PC 4/ 3-ST-7,62 - PCB connector



1804917

<https://www.phoenixcontact.com/in/products/1804917>

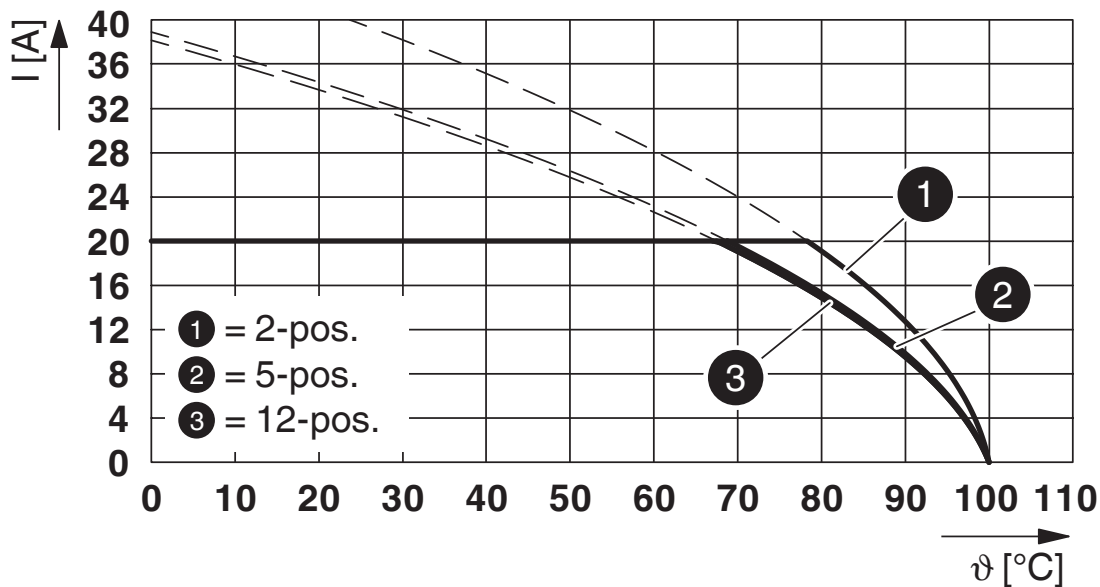
|  |        |
|--|--------|
| Rated insulation voltage (III/3)                       | 400 V  |
| Rated surge voltage (III/3)                            | 6 kV   |
| minimum clearance value - non-homogenous field (III/3) | 5.5 mm |
| minimum creepage distance (III/3)                      | 5.5 mm |
| Rated insulation voltage (III/2)                       | 630 V  |
| Rated surge voltage (III/2)                            | 6 kV   |
| minimum clearance value - non-homogenous field (III/2) | 5.5 mm |
| minimum creepage distance (III/2)                      | 5.5 mm |
| Rated insulation voltage (II/2)                        | 1000 V |
| Rated surge voltage (II/2)                             | 6 kV   |
| minimum clearance value - non-homogenous field (II/2)  | 5.5 mm |
| minimum creepage distance (II/2)                       | 5.5 mm |

## Packaging specifications

|                   |                     |
|-------------------|---------------------|
| Type of packaging | packed in cardboard |
|-------------------|---------------------|

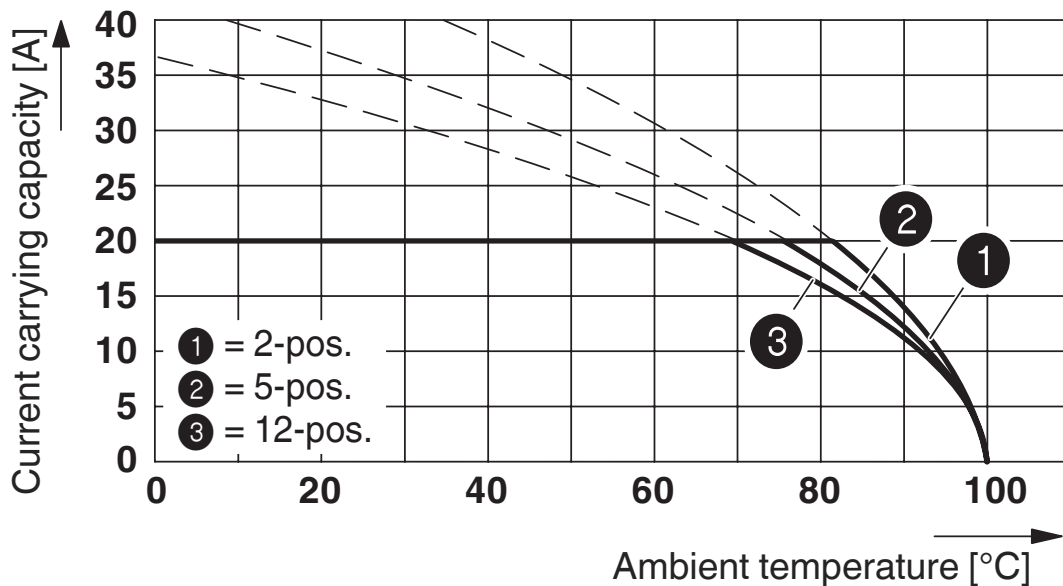
Drawings

Diagram



Type: PC 4/...-ST-7,62 with PC 5/...-GU-7,62

Diagram



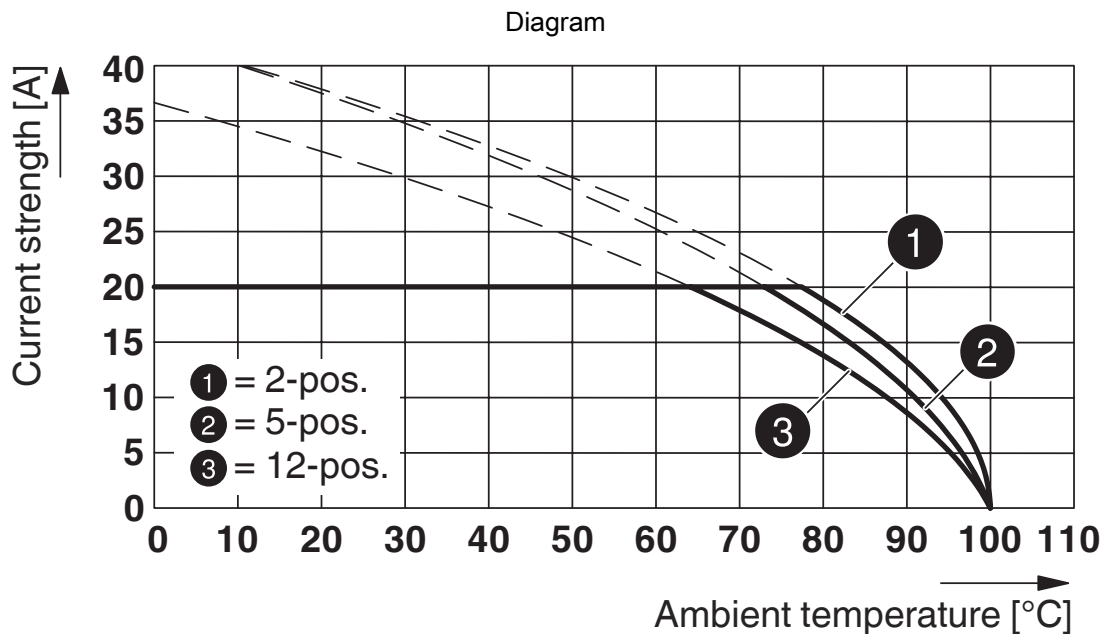
Type: PC 4/...-ST-7,62 with PC 4/...-G-7,62

# PC 4/ 3-ST-7,62 - PCB connector

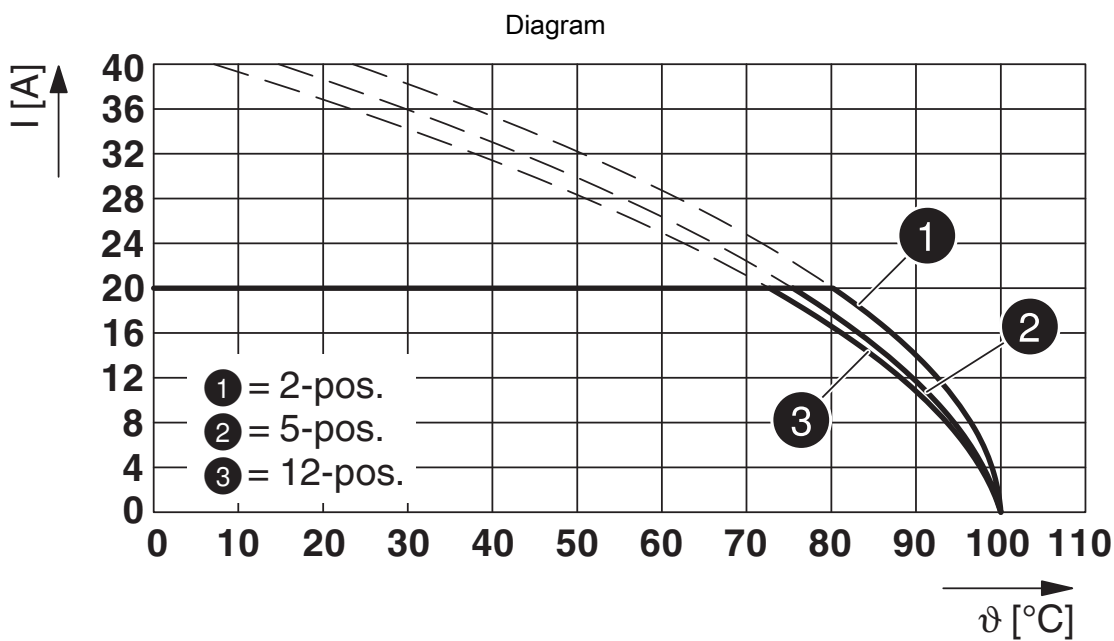


1804917

<https://www.phoenixcontact.com/in/products/1804917>



Type: PC 4/...-ST-7,62 with PC 5/...-G-7,62



Type: PC 4/...-ST-7,62 with PCV 5/...-G-7,62

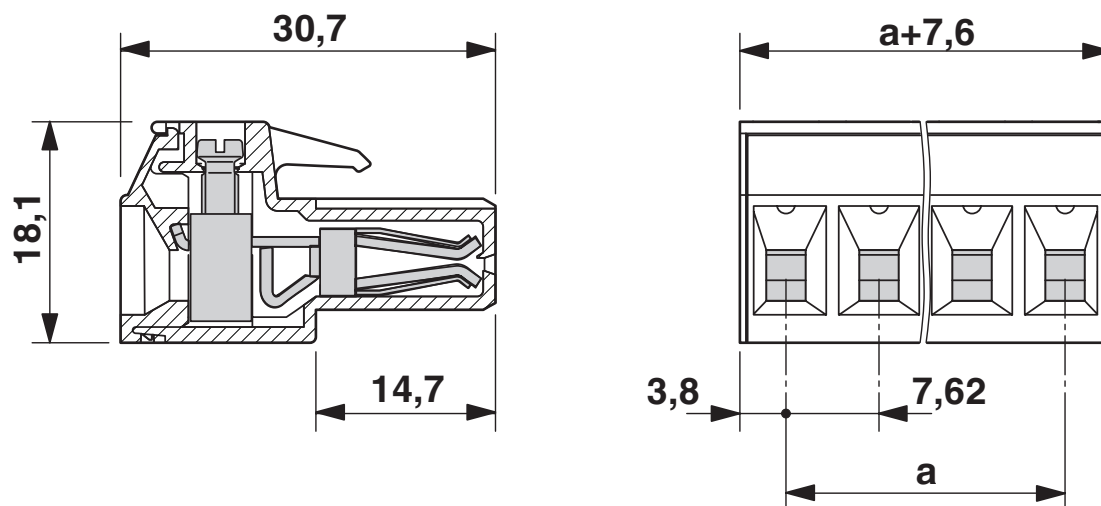


# PC 4/ 3-ST-7,62 - PCB connector

1804917

<https://www.phoenixcontact.com/in/products/1804917>

Dimensional drawing




# PC 4/ 3-ST-7,62 - PCB connector





1804917


<https://www.phoenixcontact.com/in/products/1804917>

## Approvals

|  <b>CSA</b><br>Approval ID: 13631 |                       |                       |                   |                             |
|--|-----------------------|-----------------------|-------------------|-----------------------------|
|  | Nominal Voltage $U_N$ | Nominal Current $I_N$ | Cross Section AWG | Cross Section $\text{mm}^2$ |
|  | 300 V                 | 20 A                  | 28 - 10           | -                           |
|  | 300 V                 | 20 A                  | 28 - 10           | -                           |

|  <b>EAC</b><br>Approval ID: B.01687 |  |  |  |  |
|--|--|--|--|--|
|--|--|--|--|--|

|  <b>cULus Recognized</b><br>Approval ID: E60425-19920722 |                       |                       |                   |                             |
|---|-----------------------|-----------------------|-------------------|-----------------------------|
|   | Nominal Voltage $U_N$ | Nominal Current $I_N$ | Cross Section AWG | Cross Section $\text{mm}^2$ |
|   | 300 V                 | 30 A                  | 30 - 10           | -                           |
|   | 300 V                 | 30 A                  | 30 - 10           | -                           |
|   | 600 V                 | 5 A                   | 30 - 10           | -                           |

|  <b>BV</b><br>Approval ID: 35433/B0 BV |  |  |  |  |
|---|--|--|--|--|
|---|--|--|--|--|

# PC 4/ 3-ST-7,62 - PCB connector



1804917

<https://www.phoenixcontact.com/in/products/1804917>

## Classifications

### ECLASS

|             |          |
|-------------|----------|
| ECLASS-11.0 | 27460202 |
| ECLASS-12.0 | 27460202 |
| ECLASS-13.0 | 27460202 |

### ETIM

|          |          |
|----------|----------|
| ETIM 8.0 | EC002638 |
|----------|----------|

### UNSPSC

|             |          |
|-------------|----------|
| UNSPSC 21.0 | 39121400 |
|-------------|----------|

# PC 4/ 3-ST-7,62 - PCB connector



1804917

<https://www.phoenixcontact.com/in/products/1804917>

## Environmental Product Compliance

|            |   |
|------------|---|
| China RoHS | Environmentally friendly use period: unlimited = EFUP-e |
|            | No hazardous substances above threshold values          |

# PC 4/ 3-ST-7,62 - PCB connector

1804917

<https://www.phoenixcontact.com/in/products/1804917>


## Accessories

### CP-PC RD - Coding profile

1701967

<https://www.phoenixcontact.com/in/products/1701967>

Coding profile, for plugging into the coding ribs of the plug at a later date, insulating material, color: Red




---

### SK 7,62/3,8:FORTL.ZAHLEN - Marker card

0804549

<https://www.phoenixcontact.com/in/products/0804549>

Marker card, white, labeled, horizontal: consecutive numbers 1 ... 10, 11 ... 20, etc. up to 91 ... 100, mounting type: adhesive, for terminal block width: 7.62 mm, lettering field size: 7.62 x 3.8 mm



# PC 4/ 3-ST-7,62 - PCB connector

1804917

<https://www.phoenixcontact.com/in/products/1804917>



## SZS 0,6X3,5 - Screwdriver

1205053

<https://www.phoenixcontact.com/in/products/1205053>




Actuation tool, for ST terminal blocks, insulated, also suitable for use as a bladed screwdriver, size: 0.6 x 3.5 x 100 mm, 2-component grip, with non-slip grip

---

## PCV 4/ 3-G-7,62 - PCB header

1804690

<https://www.phoenixcontact.com/in/products/1804690>



PCB headers, nominal cross section: 4 mm<sup>2</sup>, color: green, nominal current: 20 A, rated voltage (III/2): 630 V, contact surface: Tin, type of contact: Pin, number of potentials: 3, number of rows: 1, number of positions: 3, number of connections: 3, product range: PCV 4/...-G, pitch: 7.62 mm, mounting: Wave soldering, pin layout: Linear pinning, solder pin [P]: 5 mm, number of solder pins per potential: 2, plug-in system: COMBICON PC 4, Pin connector pattern alignment: Standard, locking: without, mounting: without, type of packaging: packed in cardboard, Mounting flange: Accessory Item No. 1827570

# PC 4/ 3-ST-7,62 - PCB connector

1804917

<https://www.phoenixcontact.com/in/products/1804917>



## PC 4/ 3-G-7,62 - PCB header

1804807

<https://www.phoenixcontact.com/in/products/1804807>



PCB headers, nominal cross section: 4 mm<sup>2</sup>, color: green, nominal current: 20 A, rated voltage (III/2): 630 V, contact surface: Tin, type of contact: Pin, number of potentials: 3, number of rows: 1, number of positions: 3, number of connections: 3, product range: PC 4/...-G, pitch: 7.62 mm, mounting: Wave soldering, pin layout: Linear pinning, solder pin [P]: 5 mm, number of solder pins per potential: 2, plug-in system: COMBICON PC 4, Pin connector pattern alignment: Standard, locking: without, mounting: without, type of packaging: packed in cardboard, Mounting flange: Accessory Item No. 1827570

---

Phoenix Contact 2023 © - all rights reserved

<https://www.phoenixcontact.com>

PHOENIX CONTACT (I) Pvt. Ltd.

A-58/2, Okhla Industrial Area, Phase - II, New Delhi-110 020

+91.1275.71420

[info@phoenixcontact.co.in](mailto:info@phoenixcontact.co.in)