



**PARA LIGHT ELECTRONICS CO., LTD.**

4F, No.1, Lane 93, Chien Yi Road, Chung Ho City, Taipei, Taiwan, R.O.C.

Tel: 886-2-2225-3733

Fax: 886-2-2225-4800

E-mail: [para@para.com.tw](mailto:para@para.com.tw)

<http://www.para.com.tw>

**DATA SHEET**

**PART NO. : B-1000SR**

**REV : A / 1**

CUSTOMER'S APPROVAL : \_\_\_\_\_

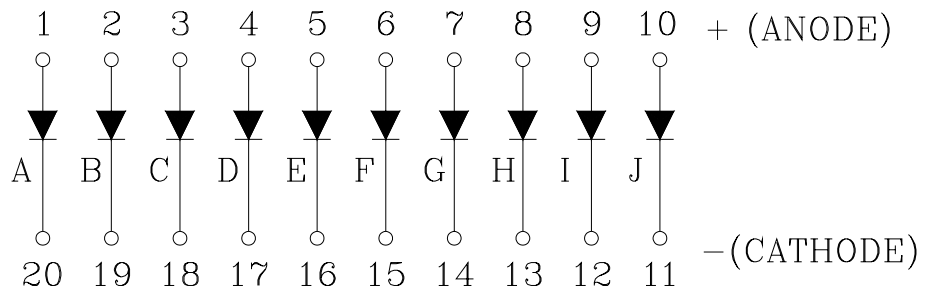
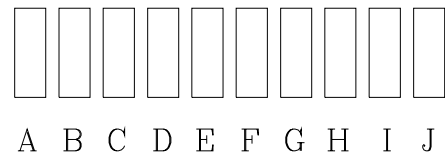
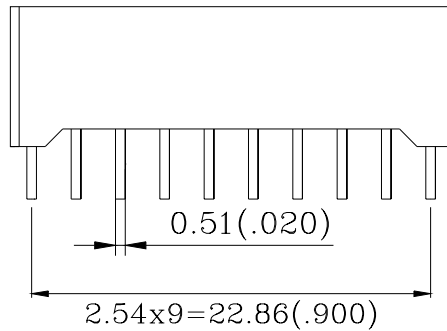
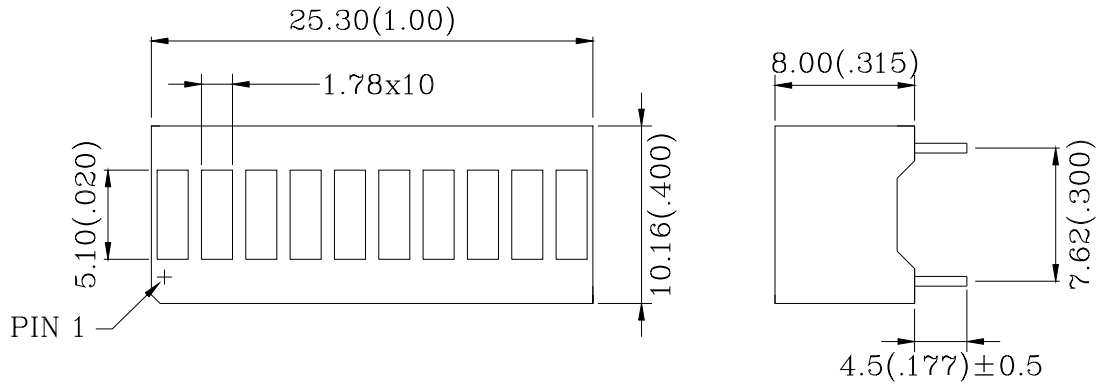
DCC : \_\_\_\_\_

DRAWING NO. : DS-17-03-0061

DATE : 2003-12-18

Page : 1

PACKAGE DIMENSIONS



NOTES : 1. All dimensions are in millimeters. (inches)  
 2. Tolerance is  $\pm 0.25(0.010)$  unless otherwise specified.

**FEATURES**

- \* 10 BAR GRAPH DISPLAY
- \* LOW POWER REQUIREMENT
- \* CAN BE USED WITH PANEL AND LEGEND MOUNT
- \* SUITABLE FOR MULTIPLEX OPERATION
- \* EASY MOUNTING ON P.C.B

Raw Material : GaAlAs/GaAs

ABSOLUTE MAXIMUM RATING : ( Ta = 25°C )

SYMBOL	PARAMETER	SUPER RED	UNIT
PAD	Power Dissipation Per Chip	60	mW
VR	Reverse Voltage Per Chip	5	V
IAF	Continuous Forward Current Per Chip	20	mA
–	Derating Linear From 25°C Per Chip	0.33	mA/°C
Topr	Operating Temperature Range	– 35°C to 85°C	
Tstg	Storage Temperature Range	– 35°C to 85°C	
Solder Temperature 1/16 inch Below Seating Plane for 3 Seconds at 250°C			

ELECTRO-OPTICAL CHARACTERISTICS : ( Ta = 25°C )

SYMBOL	PARAMETER	TEST CONDITION	MIN.	TYP.	MAX.	UNIT
VF	Forward Voltage , Per Chip	IF = 20mA		1.8	2.2	V
IR	Reverse Current , Per Chip	VR = 5V			100	μA
λP	Peak Emission Wavelength	IF = 20mA		660		nm
λD	Dominant Wavelength	IF = 20mA		643		nm
Δλ	Spectral Line Half – Width	IF = 20mA		20		nm
IV	Luminous Intensity Per Bar	IF = 10mA		10.0		mcd

