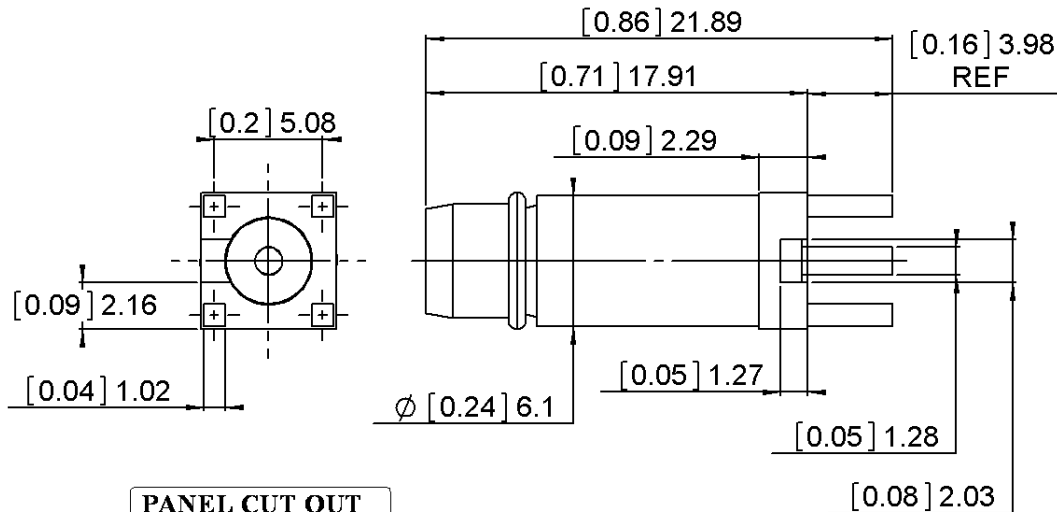


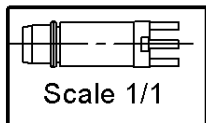
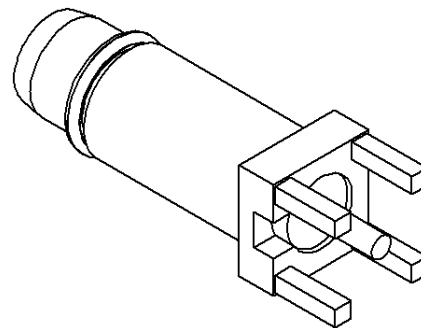
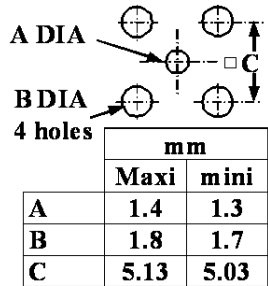
**STRAIGHT MALE FOR PCB**

**R128.425.110**

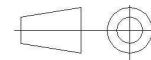
Series : **BMA**



**PANEL CUT OUT**



All dimensions are in mm.



COMPONENTS	MATERIALS	PLATING (µm)
BODY	STAINLESS STEEL	GOLD 0.8 OVER NICKEL 2
CENTER CONTACT	BERYLIUM COPPER	GOLD 1.3 OVER NICKEL 2
OUTER CONTACT		
INSULATOR	PTFE	
GASKET	SILICONE	
OTHERS PARTS		
-	-	-
-	-	-

Issue : 1018 A

In the effort to improve our products, we reserve the right to make changes judged to be necessary.



**STRAIGHT MALE FOR PCB**

**R128.425.110**

Series : **BMA**

**PACKAGING**

Standard	Unit	Other
<b>100</b>	<b>'W' option</b>	<b>Contact us</b>

**SPECIFICATION**

**ELECTRICAL CHARACTERISTICS**

Impedance	<b>50</b>	$\Omega$
Frequency	<b>0-22</b>	GHz
VSWR	<b>1.25 + 0.0000</b>	x F(GHz) Maxi
Insertion loss	<b>0.07</b>	$\sqrt{F}$ (GHz) dB Maxi
RF leakage	- ( <b>NA</b> )	- F(GHz)) dB Maxi
Voltage rating	<b>350</b>	Veff Maxi
Dielectric withstanding voltage	<b>1000</b>	Veff mini
Insulation resistance	<b>5000</b>	M $\Omega$ mini

**ENVIRONMENTAL**

Operating temperature	<b>-65/+125</b>	$^{\circ}$ C
Hermetic seal	<b>NA</b>	Atm.cm3/s
Panel leakage	<b>NA</b>	

**OTHER CHARACTERISTICS**

Assembly instruction

Others :

**MECHANICAL CHARACTERISTICS**

Center contact retention		
Axial force – Mating end	<b>27</b>	N mini
Axial force – Opposite end	<b>27</b>	N mini
Torque	<b>NA</b>	N.cm mini
Recommended torque		
Mating	<b>NA</b>	N.cm
Panel nut	<b>NA</b>	N.cm
Mating life	<b>500</b>	Cycles mini
Weight	<b>2.7500</b>	g

Issue : 1018 A

In the effort to improve our products, we reserve the right to make changes judged to be necessary.

