

HDFK 25-VP - Panel feed-through terminal block



0709136

<https://www.phoenixcontact.com/in/products/0709136>

Please be informed that the data shown in this PDF document is generated from our Online Catalog. Please find the complete data in the user documentation. Our General Terms of Use for Downloads are valid.



Panel feed-through terminal block, connection method: Screw connection with tension sleeve, Cable lug connection, number of positions: 1, load current: 101 A, cross section: 6 mm² - 35 mm², connection direction of the conductor to plug-in direction: 0 °, width: 15 mm

Your advantages

- Well-known connection principle allows worldwide use
- Low temperature rise, thanks to maximum contact force
- Tool-free snap-in principle enables easy mounting on the device panel
- Automatic panel thickness compensation enables universal use
- Reliable seal even with low-viscosity molding compounds

Commercial Data

Item number	0709136
Packing unit	50 pc
Minimum order quantity	50 pc
Sales Key	AA1
Product Key	AA1EAB
Catalog Page	Page 635 (CC-2009)
GTIN	4017918117009
Weight per Piece (including packing)	48.48 g
Weight per Piece (excluding packing)	48.48 g
Customs tariff number	85369010
Country of origin	GR

HDFK 25-VP - Panel feed-through terminal block



0709136

<https://www.phoenixcontact.com/in/products/0709136>

Technical Data

Product properties

Product type	Panel feed-through terminal block
Product family	HDFK 25-VP
Number of positions	1
Pitch	15.1 mm
Number of connections	2
Number of rows	1
Number of potentials	1

Insulation characteristics

Overvoltage category	III
Degree of pollution	3

Electrical properties

Nominal current I_N	101 A
Nominal voltage U_N	500 V
Degree of pollution	3
Rated voltage (III/3)	500 V
Rated surge voltage (III/3)	6 kV

Connection data

Connection technology

Connector system	HDFK 25
Nominal cross section	25 mm ²

Conductor connection exterior

Connection method	Screw connection with tension sleeve
Connection direction of the conductor to plug-in direction	0 °
Conductor cross section rigid	6 mm ² ... 35 mm ²
Conductor cross section flexible	10 mm ² ... 25 mm ²
Conductor cross section flexible, with ferrule without plastic sleeve	4 mm ² ... 25 mm ²
Conductor cross section, flexible, with ferrule, with plastic sleeve	4 mm ² ... 25 mm ²
2 conductors with same cross section, solid	2.5 mm ² ... 10 mm ²
2 conductors with same cross section, flexible	4 mm ² ... 10 mm ²
2 conductors with same cross section, flexible, with ferrule without plastic sleeve	2.5 mm ² ... 10 mm ²
2 conductors with the same cross section, flexible, with TWIN ferrule with plastic sleeve	2.5 mm ² ... 10 mm ²
Internal cylindrical gage	B8
Stripping length	19 mm
Tightening torque	4 Nm ... 4.5 Nm

HDFK 25-VP - Panel feed-through terminal block



0709136

<https://www.phoenixcontact.com/in/products/0709136>

Conductor connection interior

Connection method	Cable lug connection
Connection direction of the conductor to plug-in direction	0 °

Material specifications

Material data - contact

Note	WEEE/RoHS-compliant, free of whiskers according to IEC 60068-2-82/JEDEC JESD 201
Contact material	Cu alloy
Surface characteristics	tin-plated

Material data - housing

Color (Housing)	gray (7042)
Insulating material	PA
Insulating material group	I
CTI according to IEC 60112	600
Flammability rating according to UL 94	V0
Glow wire flammability index GWFI according to EN 60695-2-12	850
Glow wire ignition temperature GWIT according to EN 60695-2-13	775
Temperature for the ball pressure test according to EN 60695-10-2	125 °C

Material data – actuating element

Color ()	()
----------	----

Notes

Safety note

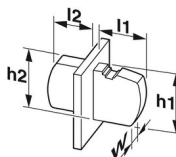
Safety note	<ul style="list-style-type: none">• Only electrically qualified personnel may install and operate the product. To recognize and prevent danger, the qualified personnel must be familiar with the basics of electrical engineering.• Observe the technical data provided here and refer to the documents listed under “Downloads”. The download area contains important information, such as installation notes, technical drawings, and 3D data.• The cable entry funnel is not safe to touch. Never connect or disconnect the terminal when it is energized. Take appropriate steps to ensure touch protection.• To maintain the nominal voltage, align the cable lugs straight and centered, and cast the terminals on the inside. <p><input type="checkbox"/> There is no electrical contact to the housing. Make sure that protective grounding is provided for green/yellow color variants and articles marked with PE.</p>
-------------	--

Dimensions

HDFK 25-VP - Panel feed-through terminal block

0709136

<https://www.phoenixcontact.com/in/products/0709136>

Dimensional drawing	
Pitch	15.1 mm
Width [w]	15 mm

External dimensions

Height [h1]	48.5 mm
Length [l1]	38.5 mm

Internal dimensions

Height [h2]	33 mm
Length [l2]	30 mm

Electrical tests

Air clearances and creepage distances | 1. Insulation coordination

Insulating material group	I
Comparative tracking index (IEC 60112)	CTI 600
Rated insulation voltage (III/3)	500 V
Rated surge voltage (III/3)	6 kV
minimum clearance value - non-homogenous field (III/3)	5.5 mm
minimum creepage distance (III/3)	6.3 mm

Packaging specifications

Type of packaging	packed in cardboard
-------------------	---------------------

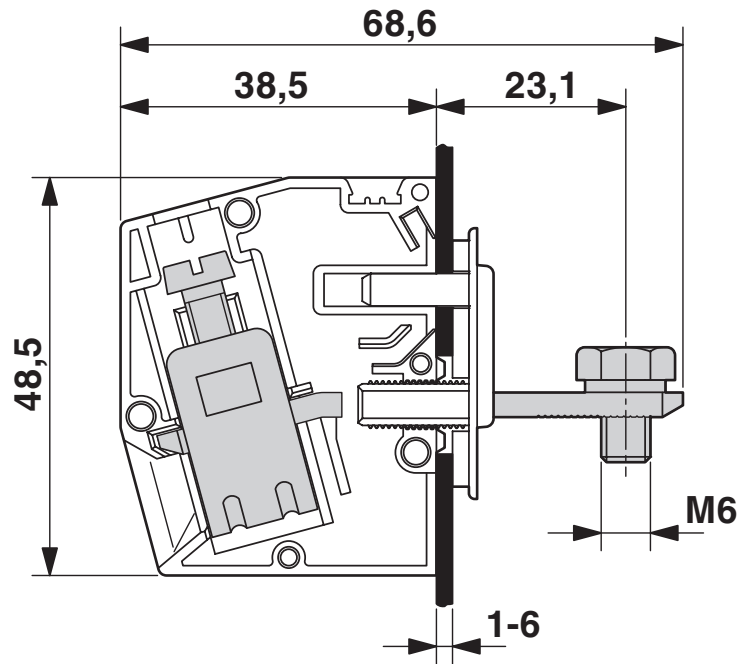
HDFK 25-VP - Panel feed-through terminal block

0709136

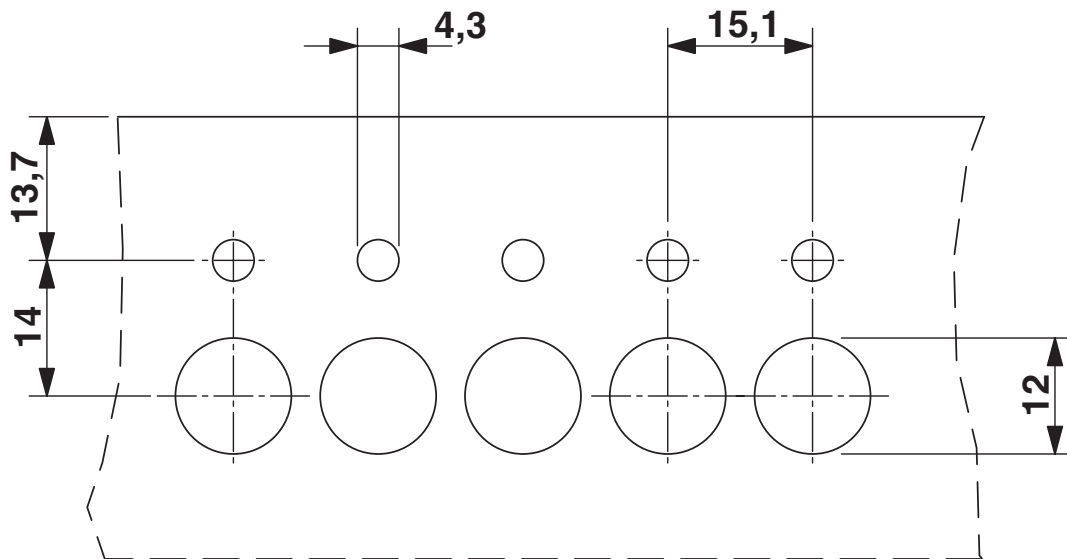
<https://www.phoenixcontact.com/in/products/0709136>

Drawings

Dimensional drawing



Dimensional drawing




HDFK 25-VP - Panel feed-through terminal block





0709136

<https://www.phoenixcontact.com/in/products/0709136>


Approvals

 CSA Approval ID: 13631				
	Nominal Voltage U_N	Nominal Current I_N	Cross Section AWG	Cross Section mm^2
	600 V	100 A	8 - 2	-
	600 V	100 A	8 - 2	-

 UL Recognized Approval ID: E60425-19890329				
	Nominal Voltage U_N	Nominal Current I_N	Cross Section AWG	Cross Section mm^2
	600 V	115 A	8 - 2	-
	600 V	115 A	8 - 2	-

 IECEE CB Scheme Approval ID: NL-29946				
--	--	--	--	--

 EAC Approval ID: B.01687				
--	--	--	--	--

 KEMA-KEUR Approval ID: 2169260.02				
---	--	--	--	--

HDFK 25-VP - Panel feed-through terminal block



0709136

<https://www.phoenixcontact.com/in/products/0709136>

Classifications

ECLASS

ECLASS-11.0	27141134
ECLASS-13.0	27141134
ECLASS-12.0	27141134

ETIM

ETIM 8.0	EC001283
----------	----------

UNSPSC

UNSPSC 21.0	39121400
-------------	----------

HDFK 25-VP - Panel feed-through terminal block



0709136

<https://www.phoenixcontact.com/in/products/0709136>

Environmental Product Compliance

China RoHS	Environmentally friendly use period: unlimited = EFUP-e
	No hazardous substances above threshold values

HDFK 25-VP - Panel feed-through terminal block



0709136

<https://www.phoenixcontact.com/in/products/0709136>

Accessories

SZS 1,0X6,5 VDE - Screwdriver

1205079

<https://www.phoenixcontact.com/in/products/1205079>



Screwdriver, slot-headed, VDE insulated, size: 1.0 x 6.5 x 150 mm, 2-component grip, with non-slip grip

Phoenix Contact 2023 © - all rights reserved
<https://www.phoenixcontact.com>

PHOENIX CONTACT (I) Pvt. Ltd.
A-58/2, Okhla Industrial Area, Phase - II, New Delhi-110 020

+91.1275.71420
info@phoenixcontact.co.in