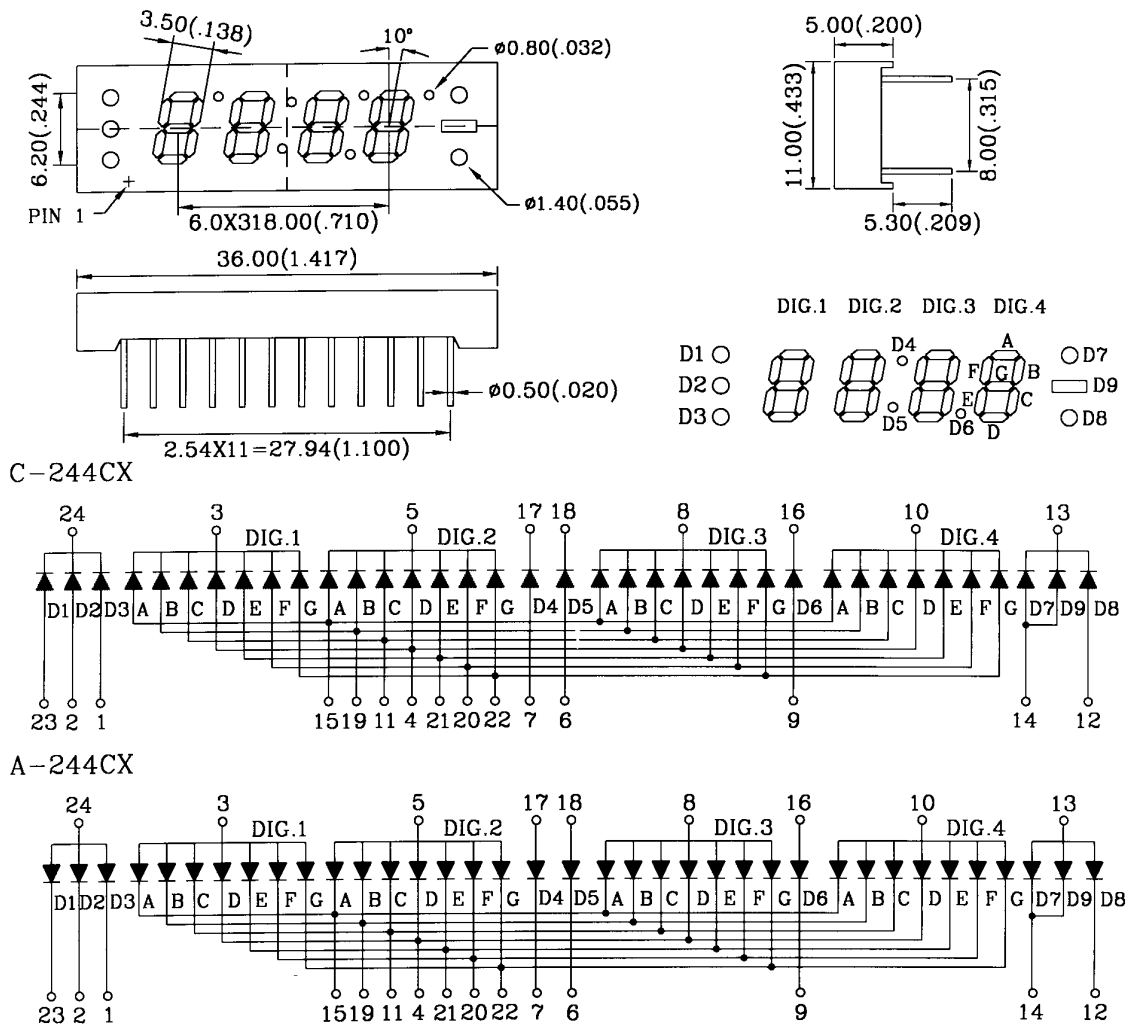


C/A-244CX FOUR DIGITS DISPLAY

Shape	Part No.		Chip		Wave Length λ p(nm)	Electro-Optical Characteristics			Fig.No.
	Common Cathode	Common Anode	Raw Material	Emitted Color		Vf(V)20mA		Iv(ucd)10mA	
						Typ.	Max.	Typ.	
	C-244CH	A-244CH	GaP	Red	700	2.3	2.8	550	D45
	C-244CE	A-244CE	GaAsP/GaP	Hi.effi Red	635	2.1	2.8	1800	
	C-244CG	A-244CG	GaP	Green	565	2.2	2.8	1600	
	C-244CY	A-244CY	GaAsP/GaP	Yellow	585	2.1	2.8	1500	
	C-244CSR	A-244CSR	GaAlAs	Super Red	660	1.8	2.2	5000	

Fig. D45

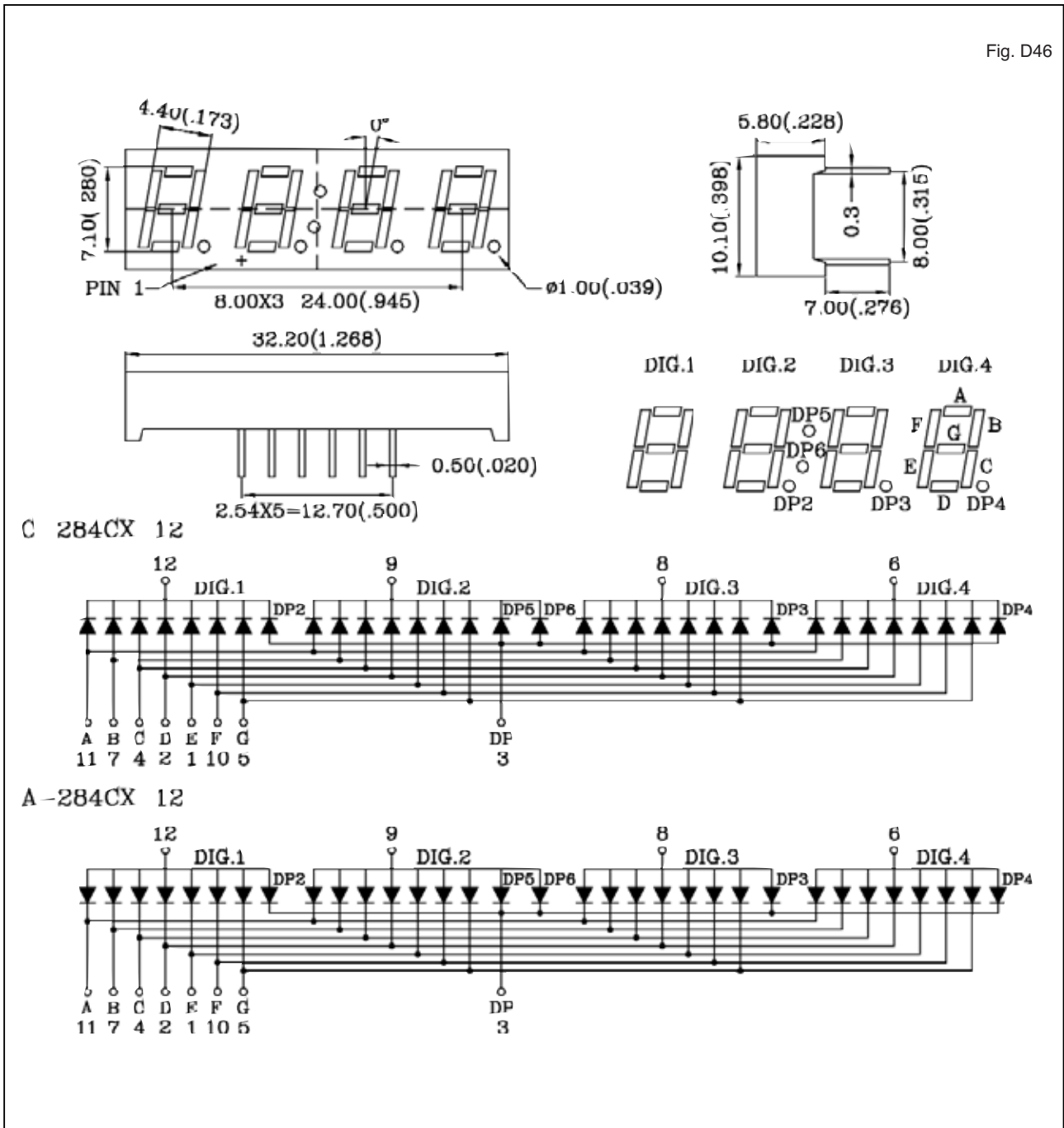


- 1.All dimension are in millimeters (inches).
- 2.Tolerance is ± 0.25 mm (0.01") unless otherwise specified.

C/A-284CX-12 FOUR DIGITS DISPLAY

Shape	Part No.		Chip		Wave Length λ p(nm)	Electro-Optical Characteristics			Fig.No.
	Common Cathode	Common Anode	Raw Material	Emitted Color		Vf(V)20mA		Iv(ucd)10mA	
						Typ.	Max.	Typ.	
	C-284CH-12	A-284CH-12	GaP	Red	700	2.3	2.8	550	D46
	C-284CE-12	A-284CE-12	GaAsP/GaP	Hi.effi Red	635	2.1	2.8	1800	
	C-284CG-12	A-284CG-12	GaP	Green	565	2.1	2.8	1600	
	C-284CY-12	A-284CY-12	GaAsP/GaP	Yellow	585	2.1	2.8	1500	
	C-284CSR-12	A-284CSR-12	GaAlAs	Super Red	660	1.8	2.2	5000	

Fig. D46



- 1.All dimension are in millimeters (inches).
- 2.Tolerance is ± 0.25 mm (0.01") unless otherwise specified.

C/A-284CX-14 FOUR DIGITS DISPLAY


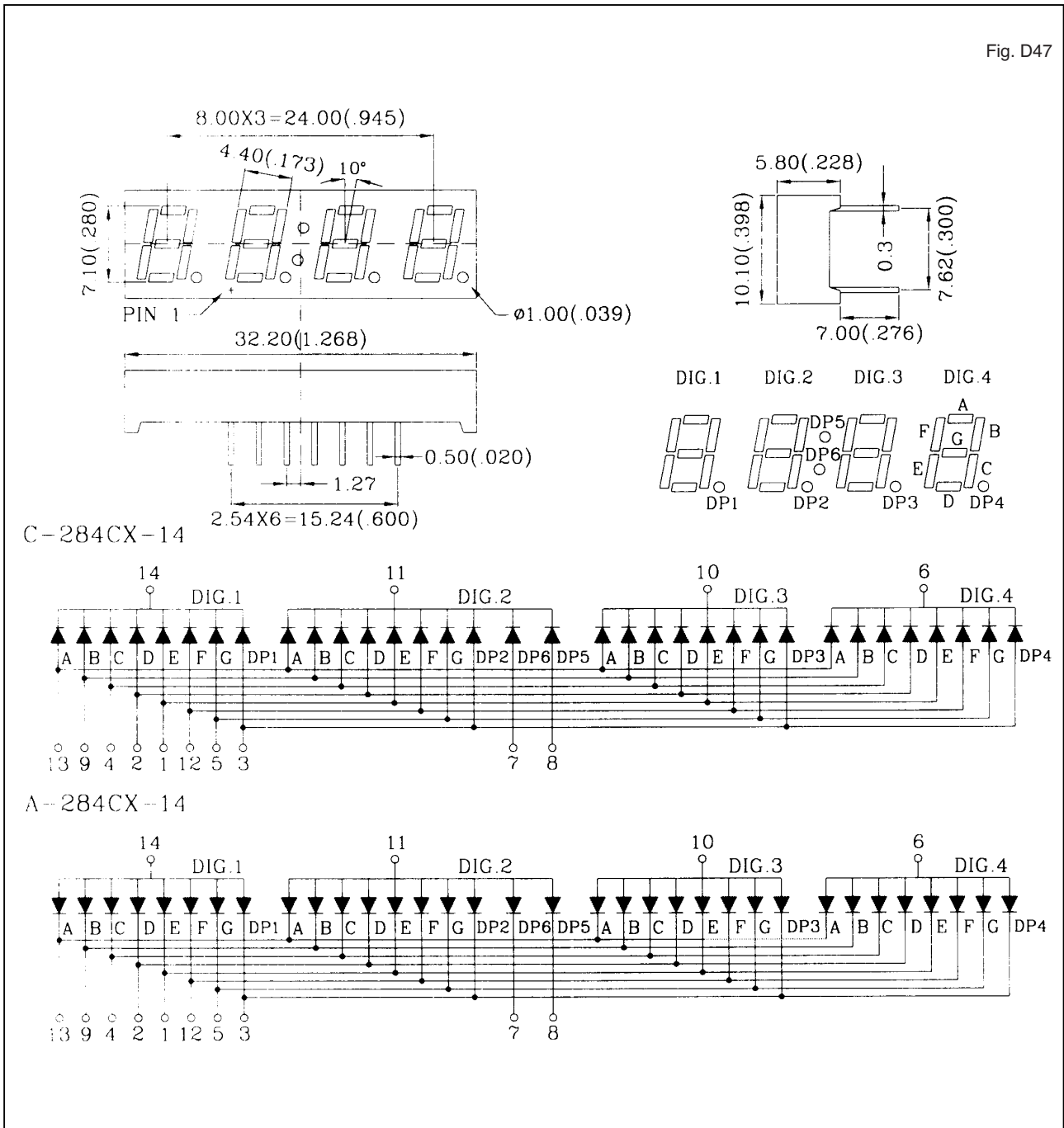
Shape	Part No.		Chip		Wave Length λ p(nm)	Electro-Optical Characteristics			Figure No.
	Common Cathode	Common Anode	Raw Material	Emitted Color		Vf(V)20mA		Iv(ucd)10mA	
						Typ.	Max.	Typ.	
	C-284CH-14	A-284CH-14	GaP	Red	700	2.3	2.8	550	D47
	C-284CE-14	A-284CE-14	GaAsP/GaP	Hi.effi Red	635	2.1	2.8	1800	
	C-284CG-14	A-284CG-14	GaP	Green	565	2.1	2.8	1600	
	C-284CY-14	A-284CY-14	GaAsP/GaP	Yellow	585	2.1	2.8	1500	
	C-284CSR-14	A-284CSR-14	GaAlAs	Super Red	660	1.8	2.2	5000	

Fig. D47

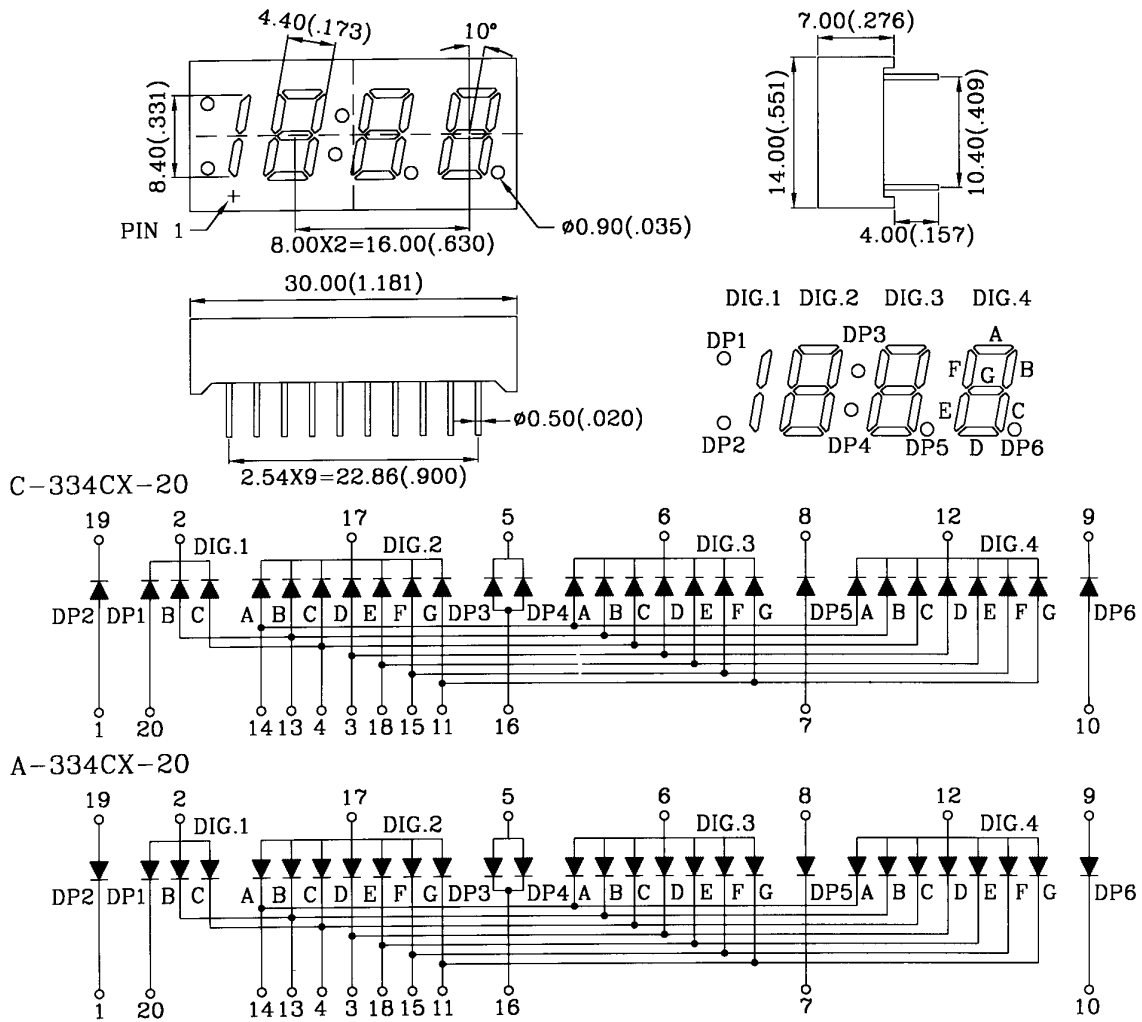


- 1.All dimension are in millimeters (inches).
- 2.Tolerance is ± 0.25 mm (0.01") unless otherwise specified.

C/A-334CX-20 FOUR DIGITS DISPLAY

Shape	Part No.		Chip		Wave Length λ p(nm)	Electro-Optical Characteristics			Fig.No.
	Common Cathode	Common Anode	Raw Material	Emitted Color		Vf(V)20mA		Iv(ucd)10mA	
						Typ.	Max.	Typ.	
	C-334CH-20	A-334CH-20	GaP	Red	700	2.3	2.8	550	D48
	C-334CE-20	A-334CE-20	GaAsP/GaP	Hi.effi Red	635	2.1	2.8	1800	
	C-334CG-20	A-334CG-20	GaP	Green	565	2.1	2.8	1600	
	C-334CY-20	A-334CY-20	GaAsP/GaP	Yellow	585	2.1	2.8	1500	
	C-334CSR-20	A-334CSR-20	GaAlAs	Super Red	660	1.8	2.2	5000	

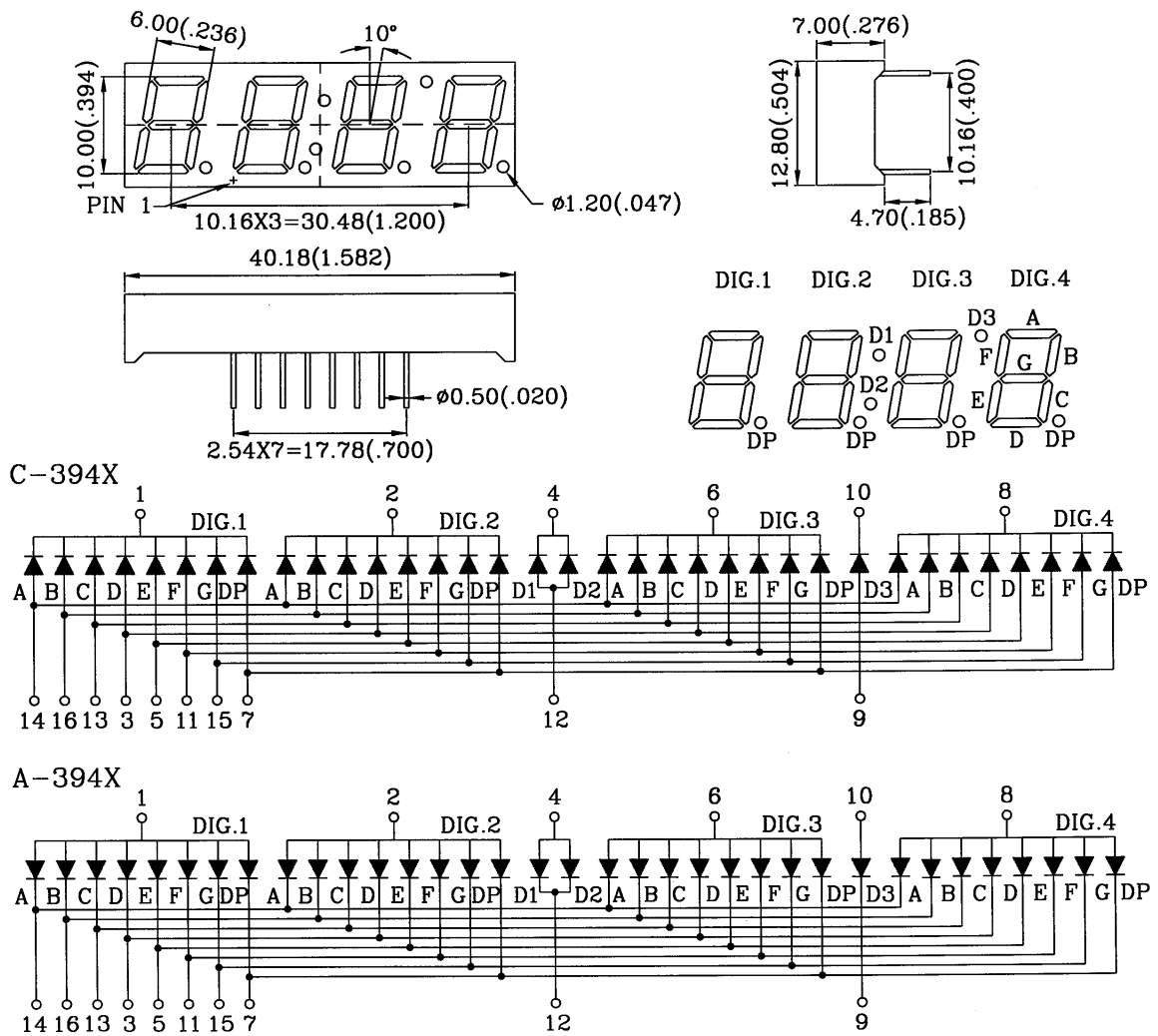
Fig. D48



- 1.All dimension are in millimeters (inches).
- 2.Tolerance is ± 0.25 mm (0.01") unless otherwise specified.

Shape	Part No.		Chip		Wave Length λ p(nm)	Electro-Optical Characteristics			Fig.No.
	Common Cathode	Common Anode	Raw Material	Emitted Color		Vf(V)20mA		Iv(ucd)10mA	
						Typ.	Max.	Typ.	
	C-394H	A-394H	GaP	Red	700	2.3	2.8	550	D49
	C-394E	A-394E	GaAsP/GaP	Hi.effi Red	635	2.1	2.8	1800	
	C-394G	A-394G	GaP	Green	565	2.1	2.8	1600	
	C-394Y	A-394Y	GaAsP/GaP	Yellow	585	2.1	2.8	1500	
	C-394SR	A-394SR	GaAlAs	Super Red	660	1.8	2.2	8000	

Fig. D49



- 1.All dimension are in millimeters (inches).
- 2.Tolerance is ± 0.25 mm (0.01") unless otherwise specified.

C/A-404CX FOUR DIGITS DISPLAY


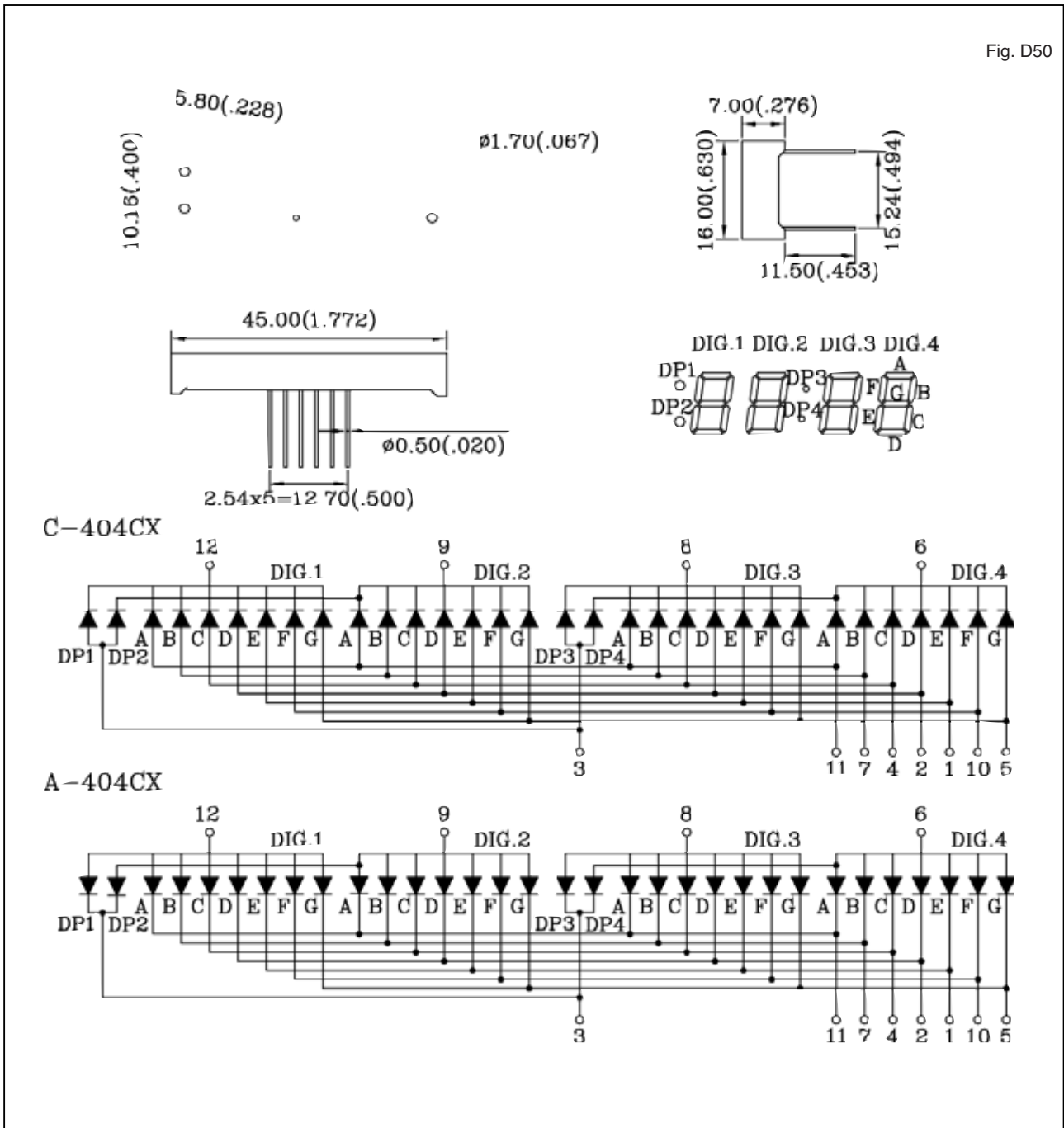
Shape	Part No.		Chip		Wave Length λ p(nm)	Electro-Optical Characteristics			Fig.No.
	Common Cathode	Common Anode	Raw Material	Emitted Color		Vf(V)20mA		Iv(ucd)10mA	
						Typ.	Max.	Typ.	
	C-404CH	A-404CH	GaP	Red	700	2.3	2.8	650	D50
	C-404CE	A-404CE	GaAsP/GaP	Hi.effi Red	635	2.1	2.8	2000	
	C-404CG	A-404CG	GaP	Green	565	2.1	2.8	1800	
	C-404CY	A-404CY	GaAsP/GaP	Yellow	585	2.1	2.8	1700	
	C-404CSR	A-404CSR	GaAlAs	Super Red	660	1.8	2.2	8000	

Fig. D50

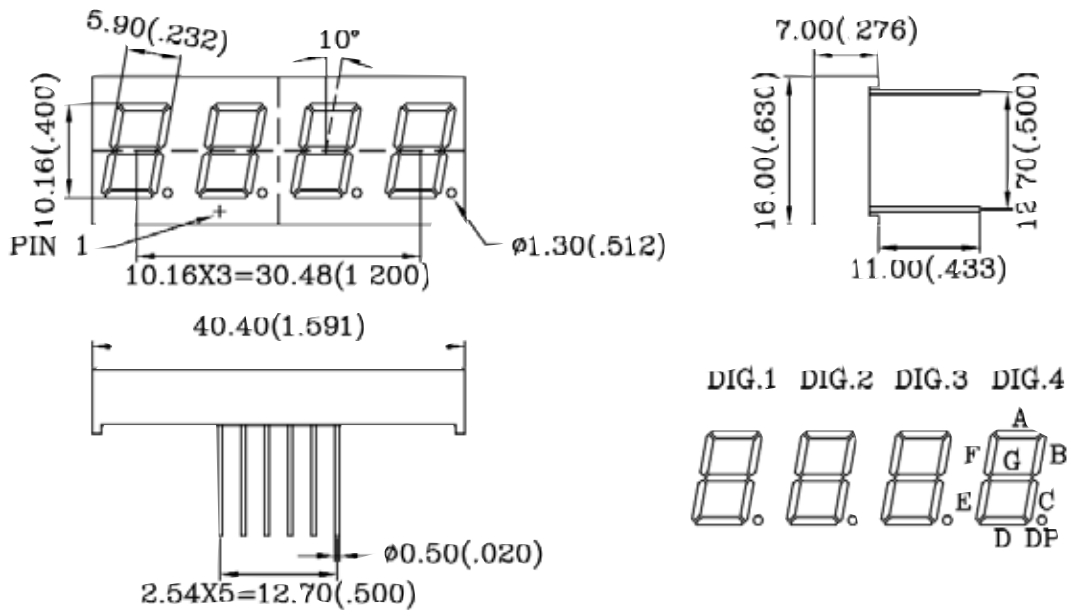


- 1.All dimension are in millimeters (inches).
- 2.Tolerance is ± 0.25 mm (0.01") unless otherwise specified.

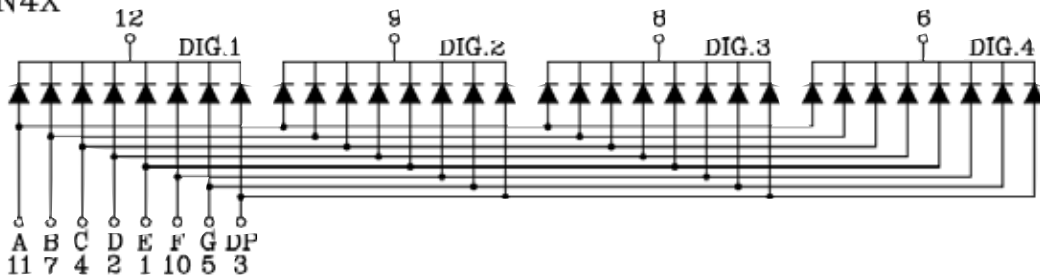
C/A-4N4X FOUR DIGITS DISPLAY

Shape	Part No.		Chip		Wave Length λ p(nm)	Electro-Optical Characteristics			Fig.No.
	Common Cathode	Common Anode	Raw Material	Emitted Color		Vf(V)20mA		Iv(ucd)10mA	
						Typ.	Max.	Typ.	
	C-4N4H	A-4N4H	GaP	Red	700	2.3	2.8	550	D51
	C-4N4E	A-4N4E	GaAsP/GaP	Hi.effi Red	635	2.1	2.8	2000	
	C-4N4G	A-4N4G	GaP	Green	565	2.1	2.8	1800	
	C-4N4Y	A-4N4Y	GaAsP/GaP	Yellow	585	2.1	2.8	1700	
	C-4N4SR	A-4N4SR	GaAlAs	Super Red	660	1.8	2.2	8000	

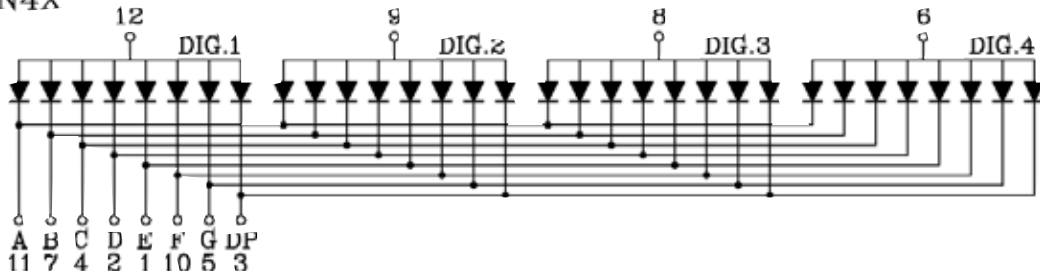
Fig. D51



C-4N4X

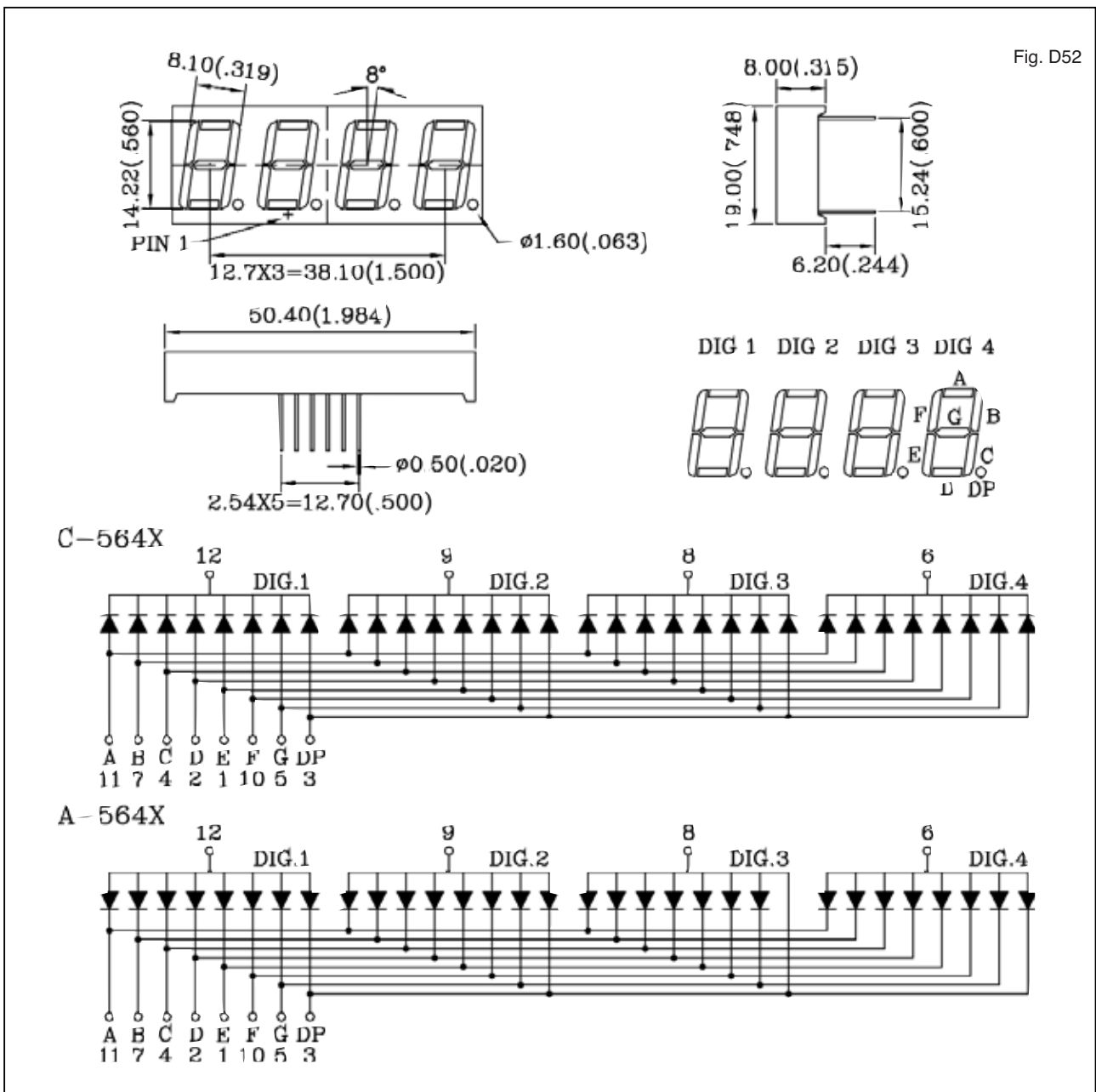


A-4N4X



- 1.All dimension are in millimeters (inches).
- 2.Tolerance is ± 0.25 mm (0.01") unless otherwise specified.

Shape	Part No.		Chip		Wave Length λ_p (nm)	Electro-Optical Characteristics			Fig.No.
	Common Cathode	Common Anode	Raw Material	Emitted Color		Vf(V)20mA Typ. Max.		Iv(ucd)10mA Typ.	
	C-564H	A-564H	GaP	Red	700	2.3	2.8	700	D52
	C-564E	A-564E	GaAsP/GaP	Hi.effi Red	635	2.1	2.8	2000	
	C-564G	A-564G	GaP	Green	565	2.1	2.8	2000	
	C-564Y	A-564Y	GaAsP/GaP	Yellow	585	2.1	2.8	1600	
	C-564SR	A-564SR	GaAlAs	Super Red	660	1.8	2.2	21000	
	C-564UB	A-564UB	GaN/GaN	Super Blue	462	3.5	4.0	28000	
	C-564LB6	A-564LB6	GaN/GaN	Super Blue	462	3.5	4.0	25000	



- 1.All dimension are in millimeters (inches).
- 2.Tolerance is ± 0.25 mm (0.01") unless otherwise specified.


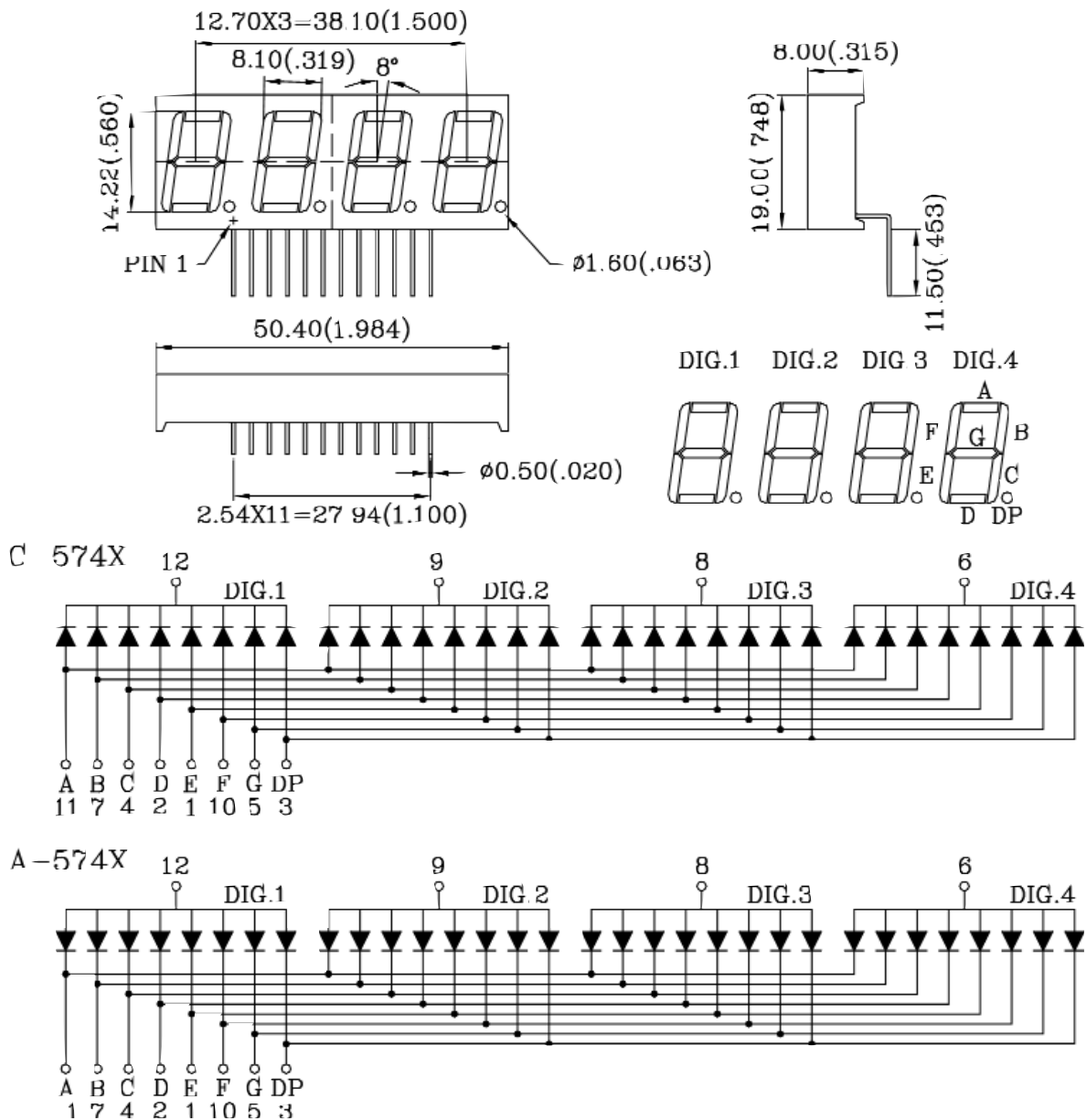
Shape	Part No.		Chip		Wave Length λ_p (nm)	Electro-Optical Characteristics			Fig.No.
	Common Cathode	Common Anode	Raw Material	Emitted Color		V_f (V)20mA Typ. Max.	I_v (ucd)10mA Typ.		
	C-574H	A-574H	GaP	Red	700	2.3	2.8	700	D53
	C-574E	A-574E	GaAsP/GaP	Hi.effi Red	635	2.1	2.8	2000	
	C-574G	A-574G	GaP	Green	565	2.1	2.8	2000	
	C-574Y	A-574Y	GaAsP/GaP	Yellow	585	2.1	2.8	1600	
	C-574SR	A-574SR	GaAlAs	Super Red	660	1.8	2.2	21000	

Fig. D53



- 1.All dimension are in millimeters (inches).
- 2.Tolerance is ± 0.25 mm (0.01") unless otherwise specified.