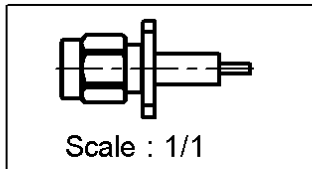
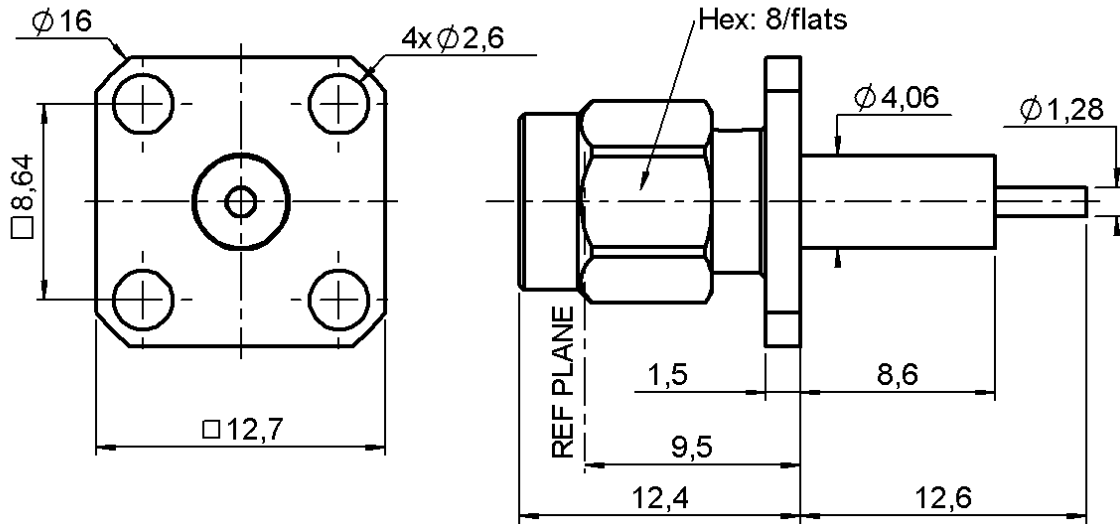


SQUARE FLANGE PLUG RECEPTACLE
MILLED HOLES WITH SOLDER POT CONTACT

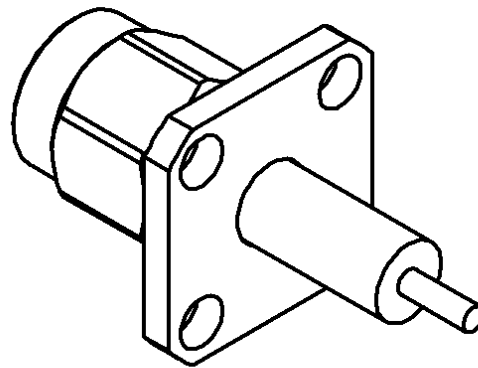
R125.444.000

Series : SMA



PANEL CUT OUT

	mm	
	Maxi	mini
A	4.2	4.1
B	2.7	2.6
C	8.69	8.59



All dimensions are in mm.



COMPONENTS	MATERIALS	PLATINGS (µm)
BODY	STAINLESS STEEL	GOLD 0.5 OVER NICKEL 2
CENTER CONTACT	BRASS	GOLD 2.5 OVER NICKEL 2
OUTER CONTACT	-	-
INSULATOR	PTFE	-
GASKET	SILICONE RUBBER	-
OTHERS PARTS	STAINLESS STEEL	GOLD 0.5 OVER NICKEL 2
-	-	-
-	-	-

Issue : 0222 P

In the effort to improve our products, we reserve the right to make changes judged to be necessary.



SQUARE FLANGE PLUG RECEPTACLE
MILLED HOLES WITH SOLDER POT CONTACT

R125.444.000

Series : SMA

PACKAGING

SPECIFICATION

Standard	Unit	Other
100	'W' option	Contact us

ELECTRICAL CHARACTERISTICS

ENVIRONMENTAL

Impedance		50 Ω
Frequency		0-18 GHz
VSWR	1.06 +	0.002 x F(GHz) Maxi
Insertion loss		0.07* √F(GHz) dB Maxi
RF leakage	- (60 - F(GHz)) dB Maxi
Voltage rating		500 Veff Maxi
Dielectric withstanding voltage		1000 Veff mini
Insulation resistance		5000 MΩ mini

Operating temperature	-65/+165 ° C
Hermetic seal	NA Atm.cm3/s
Panel leakage	NA

OTHERS CHARACTERISTICS

Assembly instruction **NA**

Others :

* Coaxial Transmission Line Only

MECHANICAL CHARACTERISTICS

Center contact retention	
Axial force – Mating end	27 N mini
Axial force – Opposite end	27 N mini
Torque	2.8 N.cm mini
Recommended torque	
Mating	100 N.cm
Panel nut	NA N.cm
Mating life	500 Cycles mini
Weight	3.607 g

Issue : 0222 P

In the effort to improve our products, we reserve the right to make changes judged to be necessary.

