

HDFK 10-VP GNYE - Panel feed-through terminal block



0709194

<https://www.phoenixcontact.com/in/products/0709194>

Please be informed that the data shown in this PDF document is generated from our Online Catalog. Please find the complete data in the user documentation. Our General Terms of Use for Downloads are valid.



Panel feed-through terminal block, connection method: Screw connection with tension sleeve, Solder connection, number of positions: 1, load current: 57 A, cross section: 0.5 mm² - 16 mm², connection direction of the conductor to plug-in direction: 0 °, width: 10 mm

Your advantages

- Well-known connection principle allows worldwide use
- Low temperature rise, thanks to maximum contact force
- Tool-free snap-in principle enables easy mounting on the device panel
- Automatic panel thickness compensation enables universal use
- Reliable seal even with low-viscosity molding compounds

Commercial Data

Item number	0709194
Packing unit	50 pc
Minimum order quantity	1 pc
Product Key	AA1CAC
GTIN	4017918004996
Weight per Piece (including packing)	13.62 g
Weight per Piece (excluding packing)	13.62 g
Country of origin	GR

HDFK 10-VP GNYE - Panel feed-through terminal block



0709194

<https://www.phoenixcontact.com/in/products/0709194>

Technical Data

Product properties

Product type	Panel feed-through terminal block
Product family	HDFK 10-VP
Number of positions	1
Pitch	10.1 mm
Number of connections	2
Number of potentials	1

Electrical properties

Nominal current I_N	57 A
Nominal voltage U_N	400 V (With metal panels of 1 mm ... 2.5 mm)
Degree of pollution	3
Rated voltage (III/3)	400 V
Rated surge voltage (III/3)	6 kV
Rated voltage (III/2)	500 V
Rated surge voltage (III/2)	6 kV
Rated voltage (II/2)	1000 V
Rated surge voltage (II/2)	6 kV

Connection data

Connection technology

Connector system	HDFK 10
Nominal cross section	10 mm ²

Conductor connection exterior

Connection method	Screw connection with tension sleeve
Connection direction of the conductor to plug-in direction	0 °
Conductor cross section rigid	0.5 mm ² ... 16 mm ²
Conductor cross section flexible	0.5 mm ² ... 10 mm ²
Conductor cross section flexible, with ferrule without plastic sleeve	0.5 mm ² ... 10 mm ²
Conductor cross section, flexible, with ferrule, with plastic sleeve	0.5 mm ² ... 10 mm ²
2 conductors with same cross section, solid	0.5 mm ² ... 4 mm ²
2 conductors with same cross section, flexible	0.5 mm ² ... 4 mm ²
2 conductors with same cross section, flexible, with ferrule without plastic sleeve	0.5 mm ² ... 2.5 mm ²
2 conductors with the same cross section, flexible, with TWIN ferrule with plastic sleeve	0.5 mm ² ... 6 mm ²
Internal cylindrical gage	B6
Stripping length	11 mm
Tightening torque	1.5 Nm ... 1.8 Nm

Conductor connection interior

HDFK 10-VP GNYE - Panel feed-through terminal block



0709194

<https://www.phoenixcontact.com/in/products/0709194>

Connection method	Solder connection
Connection direction of the conductor to plug-in direction	0 °

Material specifications

Material data - contact

Note	WEEE/RoHS-compliant, free of whiskers according to IEC 60068-2-82/JEDEC JESD 201
Contact material	Cu alloy
Surface characteristics	tin-plated

Material data - housing

Color (Housing)	green-yellow ()
Insulating material	PA
Insulating material group	I
CTI according to IEC 60112	600
Flammability rating according to UL 94	V0
Glow wire flammability index GWFI according to EN 60695-2-12	850
Glow wire ignition temperature GWIT according to EN 60695-2-13	775
Temperature for the ball pressure test according to EN 60695-10-2	125 °C

Material data – actuating element

Color ()	()
----------	----

Notes

Notes on safety	The cable entry funnel is not touch-proof. Never connect or disconnect the terminal when it is energized. Take appropriate steps to ensure touch proofness.
-----------------	---

Safety note

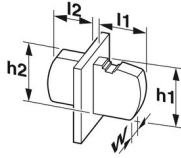
Safety note	<ul style="list-style-type: none">• Only electrically qualified personnel may install and operate the product. To recognize and prevent danger, the qualified personnel must be familiar with the basics of electrical engineering.• Observe the technical data provided here and refer to the documents listed under “Downloads”. The download area contains important information, such as installation notes, technical drawings, and 3D data.• The cable entry funnel is not safe to touch. Never connect or disconnect the terminal when it is energized. Take appropriate steps to ensure touch protection.• To maintain the nominal voltage, cast the terminals on the inside. <p><input type="checkbox"/> There is no electrical contact to the housing. Make sure that protective grounding is provided for green/yellow color variants and articles marked with PE.</p>
-------------	--

Dimensions

HDFK 10-VP GNYE - Panel feed-through terminal block

0709194

<https://www.phoenixcontact.com/in/products/0709194>

Dimensional drawing	
Pitch	10.1 mm
Width [w]	10 mm
External dimensions	
Height [h1]	30.5 mm
Length [l1]	31 mm
Internal dimensions	
Height [h2]	25 mm
Length [l2]	17.8 mm

Mechanical tests

Test for conductor damage and slackening

Specification	IEC 60947-7-1:2009-04
Result	Test passed

Pull-out test

Specification	IEC 60947-7-1:2009-04
Conductor cross section/conductor type/tractive force setpoint/actual value	0.5 mm ² / solid / > 20 N
	0.5 mm ² / flexible / > 20 N
	16 mm ² / solid / > 100 N
	10 mm ² / flexible / > 90 N

Electrical tests

Temperature-rise test

Specification	IEC 60947-7-1:2009-04
Requirement temperature-rise test	Increase in temperature ≤ 45 K

Short-time withstand current

Specification	IEC 60947-7-1:2009-04
---------------	-----------------------

Air clearances and creepage distances | 1. Insulation coordination

Application	Metal wall 1.0 mm ... 2.5 mm
	Internal part molded
Specification	IEC 60947-7-1:2009-04
Insulating material group	I
Comparative tracking index (IEC 60112)	CTI 600
Rated insulation voltage (III/3)	400 V
Rated surge voltage (III/3)	6 kV
minimum clearance value - non-homogenous field (III/3)	5.5 mm

HDFK 10-VP GNYE - Panel feed-through terminal block



0709194

<https://www.phoenixcontact.com/in/products/0709194>

minimum creepage distance (III/3)	5.5 mm
Rated insulation voltage (III/2)	500 V
Rated surge voltage (III/2)	6 kV
minimum clearance value - non-homogenous field (III/2)	5.5 mm
minimum creepage distance (III/2)	5.5 mm
Rated insulation voltage (II/2)	1000 V
Rated surge voltage (II/2)	6 kV
minimum clearance value - non-homogenous field (II/2)	5.5 mm
minimum creepage distance (II/2)	5.5 mm

Air clearances and creepage distances | 2. Insulation coordination

Application	Metal wall > 2.5 mm ... 4.0 mm
	Internal part molded
Specification	IEC 60947-1:2007-06 + A1:2010-12
Insulating material group	I
Comparative tracking index (IEC 60112)	CTI 600
Rated insulation voltage (III/3)	250 V
Rated surge voltage (III/3)	4 kV
minimum clearance value - non-homogenous field (III/3)	3 mm
minimum creepage distance (III/3)	3.2 mm
Rated insulation voltage (III/2)	250 V
Rated surge voltage (III/2)	4 kV
minimum clearance value - non-homogenous field (III/2)	3 mm
minimum creepage distance (III/2)	3 mm
Rated insulation voltage (II/2)	500 V
Rated surge voltage (II/2)	4 kV
minimum clearance value - non-homogenous field (II/2)	3 mm
minimum creepage distance (II/2)	3 mm

Air clearances and creepage distances | 3. Insulation coordination

Application	Plastic panel
	Internal part molded
Specification	IEC 60947-1:2007-06 + A1:2010-12
Insulating material group	I
Comparative tracking index (IEC 60112)	CTI 600
Rated insulation voltage (III/3)	500 V
Rated surge voltage (III/3)	6 kV
minimum clearance value - non-homogenous field (III/3)	5.5 mm
minimum creepage distance (III/3)	6.3 mm
Rated insulation voltage (III/2)	500 V
Rated surge voltage (III/2)	6 kV
minimum clearance value - non-homogenous field (III/2)	5.5 mm
minimum creepage distance (III/2)	5.5 mm
Rated insulation voltage (II/2)	1000 V
Rated surge voltage (II/2)	6 kV

HDFK 10-VP GNYE - Panel feed-through terminal block



0709194

<https://www.phoenixcontact.com/in/products/0709194>

minimum clearance value - non-homogenous field (II/2)	5.5 mm
minimum creepage distance (II/2)	5.5 mm

Air clearances and creepage distances | 4. Insulation coordination

Application	Plastic panel with DP-HDFK 10-5,5
	Internal part molded
Specification	IEC 60947-1:2007-06 + A1:2010-12
Insulating material group	I
Comparative tracking index (IEC 60112)	CTI 600
Rated insulation voltage (III/3)	800 V
Rated surge voltage (III/3)	8 kV
minimum clearance value - non-homogenous field (III/3)	8 mm
minimum creepage distance (III/3)	10 mm
Rated insulation voltage (III/2)	1000 V
Rated surge voltage (III/2)	8 kV
minimum clearance value - non-homogenous field (III/2)	8 mm
minimum creepage distance (III/2)	8 mm
Rated insulation voltage (II/2)	1000 V
Rated surge voltage (II/2)	8 kV
minimum clearance value - non-homogenous field (II/2)	8 mm
minimum creepage distance (II/2)	8 mm

Air clearances and creepage distances | 5. Insulation coordination

Application	without spacer plate
	Internal part not molded
Specification	IEC 60947-1:2007-06 + A1:2010-12
Insulating material group	I
Comparative tracking index (IEC 60112)	CTI 600
Rated insulation voltage (III/3)	500 V
Rated surge voltage (III/3)	6 kV
minimum clearance value - non-homogenous field (III/3)	5.5 mm
minimum creepage distance (III/3)	6.3 mm
Rated insulation voltage (III/2)	600 V
Rated surge voltage (III/2)	6 kV
minimum clearance value - non-homogenous field (III/2)	5.5 mm
minimum creepage distance (III/2)	5.5 mm
Rated insulation voltage (II/2)	1000 V
Rated surge voltage (II/2)	6 kV
minimum clearance value - non-homogenous field (II/2)	5.5 mm
minimum creepage distance (II/2)	5.5 mm

Air clearances and creepage distances | 6. Insulation coordination

Application	with spacer plate and plastic panel (CTI 600)
	Internal part not molded
Specification	IEC 60947-1:2007-06 + A1:2010-12

HDFK 10-VP GNYE - Panel feed-through terminal block



0709194

<https://www.phoenixcontact.com/in/products/0709194>

Insulating material group	I
Comparative tracking index (IEC 60112)	CTI 600
Rated insulation voltage (III/3)	800 V
Rated surge voltage (III/3)	8 kV
minimum clearance value - non-homogenous field (III/3)	8 mm
minimum creepage distance (III/3)	10 mm
Rated insulation voltage (III/2)	1000 V
Rated surge voltage (III/2)	8 kV
minimum clearance value - non-homogenous field (III/2)	8 mm
minimum creepage distance (III/2)	8 mm
Rated insulation voltage (II/2)	1000 V
Rated surge voltage (II/2)	8 kV
minimum clearance value - non-homogenous field (II/2)	8 mm
minimum creepage distance (II/2)	8 mm

Air clearances and creepage distances | 7. Insulation coordination

Application	with spacer plate and metal panel Internal part not molded
Specification	IEC 60947-1:2007-06 + A1:2010-12
Insulating material group	I
Comparative tracking index (IEC 60112)	CTI 600
Rated insulation voltage (III/3)	300 V
Rated surge voltage (III/3)	4 kV
minimum clearance value - non-homogenous field (III/3)	3 mm
minimum creepage distance (III/3)	4 mm
Rated insulation voltage (III/2)	300 V
Rated surge voltage (III/2)	4 kV
minimum clearance value - non-homogenous field (III/2)	3 mm
minimum creepage distance (III/2)	4 mm
Rated insulation voltage (II/2)	600 V
Rated surge voltage (II/2)	4 kV
minimum clearance value - non-homogenous field (II/2)	3 mm
minimum creepage distance (II/2)	3.2 mm

Environmental and real-life conditions

Vibration test

Specification	IEC 60068-2-6:2007-12
Frequency	10 - 150 - 10 Hz
Sweep speed	1 octave/min
Amplitude	0.35 mm (10 Hz ... 60.1 Hz)
Sweep speed	5g (60.1 Hz ... 150 Hz)
Test duration per axis	2.5 h

Glow-wire test

HDFK 10-VP GNYE - Panel feed-through terminal block



0709194

<https://www.phoenixcontact.com/in/products/0709194>

Specification	IEC 60695-2-11:2014-02
Temperature	960 °C
Time of exposure	30 s

Ambient conditions

Ambient temperature (operation)	-40 °C ... 100 °C (Depending on the current carrying capacity/derating curve)
Ambient temperature (storage/transport)	-40 °C ... 70 °C
Relative humidity (storage/transport)	30 % ... 70 %
Ambient temperature (assembly)	-5 °C ... 100 °C

Packaging specifications

Type of packaging	packed in cardboard
-------------------	---------------------

HDFK 10-VP GNYE - Panel feed-through terminal block

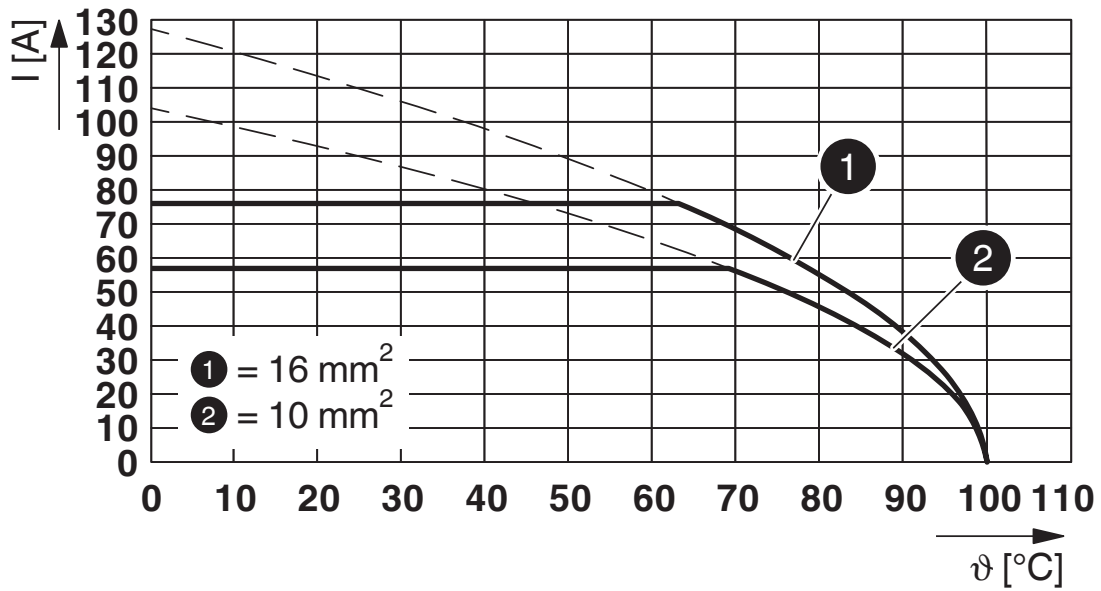


0709194

<https://www.phoenixcontact.com/in/products/0709194>

Drawings

Diagram



Type: HDFK 10-VP

HDFK 10-VP GNYE - Panel feed-through terminal block



0709194


<https://www.phoenixcontact.com/in/products/0709194>

Approvals

 CSA Approval ID: 13631				
	Nominal Voltage U_N	Nominal Current I_N	Cross Section AWG	Cross Section mm^2
	300 V	65 A	22 - 6	-

 IECEE CB Scheme Approval ID: NL-29947				
	Nominal Voltage U_N	Nominal Current I_N	Cross Section AWG	Cross Section mm^2
	250 V	57 A	-	- 10

 EAC Approval ID: B.01687				
--	--	--	--	--

 cULus Recognized Approval ID: E60425-19870911				
	Nominal Voltage U_N	Nominal Current I_N	Cross Section AWG	Cross Section mm^2
Use group B	300 V	65 A	24 - 6	-
Use group D	300 V	10 A	24 - 6	-

 KEMA-KEUR Approval ID: 2169260.01				
	Nominal Voltage U_N	Nominal Current I_N	Cross Section AWG	Cross Section mm^2
	250 V	57 A	-	- 10

HDFK 10-VP GNYE - Panel feed-through terminal block



0709194

<https://www.phoenixcontact.com/in/products/0709194>

Classifications

ECLASS

ECLASS-11.0	27141134
ECLASS-13.0	27141134
ECLASS-12.0	27141134

ETIM

ETIM 8.0	EC001283
----------	----------

UNSPSC

UNSPSC 21.0	39121400
-------------	----------

HDFK 10-VP GNYE - Panel feed-through terminal block



0709194

<https://www.phoenixcontact.com/in/products/0709194>

Environmental Product Compliance

China RoHS	Environmentally Friendly Use Period = 50 years For information on hazardous substances, refer to the manufacturer's declaration available under "Downloads"
------------	--

HDFK 10-VP GNYE - Panel feed-through terminal block



0709194

<https://www.phoenixcontact.com/in/products/0709194>

Accessories

SZS 1,0X4,0 VDE - Screwdriver

1205066

<https://www.phoenixcontact.com/in/products/1205066>



Screwdriver, slot-headed, VDE insulated, size: 1.0 x 4.0 x 100 mm, 2-component grip, with non-slip grip

Phoenix Contact 2023 © - all rights reserved

<https://www.phoenixcontact.com>

PHOENIX CONTACT (I) Pvt. Ltd.

A-58/2, Okhla Industrial Area, Phase - II, New Delhi-110 020

+91.1275.71420

info@phoenixcontact.co.in