

Product data sheet

Specifications



Base unit+cover for modular tower lights, Harmony XVB, plastic, black, 70mm, bottom entry, side cable entry

XVBC21

Main

Range of product	Harmony XVB Universal
Product or component type	Base unit with cover
Component name	XVBC
Material	Glass reinforced polyamide: base unit Polycarbonate: cover unit

Complementary

Fixing mode	Direct or tube fixing
Mounting diameter	70 mm
Product destination	Banks without flash discharge tube unit
Electrical connection	1 connector for standard input
Cable entry	Bottom or side entry
Assembly style	Customer assembly, up to 5 units
Terminals description ISO n°1	(GND)GROUND (COM-1)PW (COM-4)PW (COM-3)PW (COM-5)PW (COM-2)PW
Net weight	0.19 kg

Environment

Product certifications	CCC EAC CSA C22-2 No 14 UL 508
Standards	EN/IEC 60947-5-1
Protective treatment	TC
Ambient air temperature for storage	-40...70 °C
NEMA degree of protection	Type 4X conforming to UL (indoor)

Packing Units

Unit Type of Package 1	PCE
Number of Units in Package 1	1

Package 1 Height	8.500 cm
Package 1 Width	10.000 cm
Package 1 Length	9.500 cm
Package 1 Weight	199.000 g
Unit Type of Package 2	S03
Number of Units in Package 2	36
Package 2 Height	30.000 cm
Package 2 Width	30.000 cm
Package 2 Length	40.000 cm
Package 2 Weight	8.173 kg
Unit Type of Package 3	P06
Number of Units in Package 3	288
Package 3 Height	77.000 cm
Package 3 Width	80.000 cm
Package 3 Length	60.000 cm
Package 3 Weight	71.516 kg

Offer Sustainability

Sustainable offer status	Green Premium product
REACH Regulation	REACH Declaration
EU RoHS Directive	Pro-active compliance (Product out of EU RoHS legal scope) EU RoHS Declaration
Mercury free	Yes
China RoHS Regulation	China RoHS declaration
RoHS exemption information	Yes
Environmental Disclosure	Product Environmental Profile
WEEE	The product must be disposed on European Union markets following specific waste collection and never end up in rubbish bins
California proposition 65	WARNING: This product can expose you to chemicals including: Lead and lead compounds, which is known to the State of California to cause cancer and birth defects or other reproductive harm. For more information go to www.P65Warnings.ca.gov

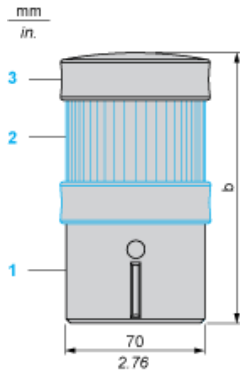
Contractual warranty

Warranty	18 months
----------	-----------

Indicator Bank without “Flash” Discharge Tube Unit

Dimensions

Below drawing shows the minimum configuration of the product. Select the number of stages according to the product characteristics in order to get **b** dimension.

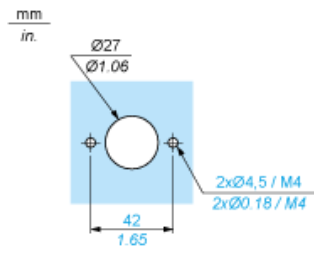


- (1) Base unit
- (2) Illuminated or audible signalling unit XVBC•••, to be ordered separately
- (3) Cover (supplied with base unit)

Number of illuminated or audible signalling units (no “flash”)	b in mm	b in in.
1	138	5.43
2	201	7.91
3	264	10.39
4	327	12.87
5	390	15.35

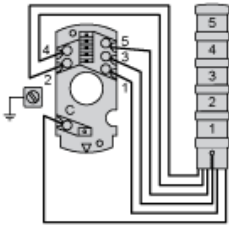
Base Unit for Indicator Banks

Panel Cut-out for Direct Fixing



Illuminated Beacon

Wiring Diagram



Recommended replacement(s)