

VC-AF - Panel-mount flange

1852862

<https://www.phoenixcontact.com/in/products/1852862>

Please be informed that the data shown in this PDF document is generated from our Online Catalog. Please find the complete data in the user documentation. Our General Terms of Use for Downloads are valid.



Panel mounting flange for screw locking, for mounting contact insert modules, for a panel thickness of 1 - 5 mm

Commercial Data

Item number	1852862
Packing unit	50 pc
Minimum order quantity	50 pc
Sales Key	ABL
Product Key	ABLAZE
Catalog Page	Page 25 (C-2-2013)
GTIN	4017918127183
Weight per Piece (including packing)	5.531 g
Weight per Piece (excluding packing)	5.531 g
Customs tariff number	85389099
Country of origin	PL

Technical Data

Notes

General	2 for every connector
Safety note	
Safety note	<p>WARNING: The connectors may not be plugged in or disconnected under load. Ignoring the warning or improper use may damage persons and/or property.</p> <ul style="list-style-type: none"> • WARNING: Commission properly functioning products only. The products must be regularly inspected for damage. Decommission defective products immediately. Replace damaged products. Repairs are not possible. • WARNING: Only electrically qualified personnel may install and operate the product. They must observe the following safety notes. The qualified personnel must be familiar with the basics of electrical engineering. They must be able to recognize and prevent danger. The relevant symbol on the packaging indicates that only personnel familiar with electrical engineering are allowed to install and operate the product. • The products are suitable for applications in plant, controller, and electrical device engineering. • When operating the connectors in outdoor applications, they must be separately protected against environmental influences. • Assembled products may not be manipulated or improperly opened. • Only use mating connectors that are specified in the technical data of the standards listed (e.g. the ones listed in the product accessories online at phoenixcontact.com/products). • When using the product in direct connection with third-party manufacturers, the user is responsible. • For operating voltages > 50 V AC, conductive connector housings must be grounded • Ensure that the protective or functional ground has been properly connected. • VDE 0100/1.97 § 411.1.3.2 and DIN EN 60 204/11.98 § 14.1.3 are applicable when combining several circuits in a cable and/or connector • Observe the corresponding technical data. You will find information: <ul style="list-style-type: none"> o On the product o On the packing label o In the supplied documentation o Online at phoenixcontact.com/products under the product • Only use tools recommended by Phoenix Contact • The installation notes/Design In documents online on the download page at phoenixcontact.com/products must be observed for this product. • Use a protective cap to protect connectors that are not in use. The suitable accessories are available online in the accessory section of the product at phoenixcontact.com/products • Operate the connector only when it is fully plugged in.

VC-AF - Panel-mount flange

1852862

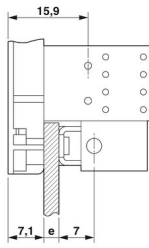
<https://www.phoenixcontact.com/in/products/1852862>

	<ul style="list-style-type: none">• Ensure that when laying the cable, the tensile load on the connectors does not exceed the upper limit specified in the standards.
	<ul style="list-style-type: none">• Observe the minimum bending radius of the cable. Lay the cable without twisting it.
	<ul style="list-style-type: none">• The connector warms up in normal operation. Depending on the ambient conditions, the surface of the connector can continue to warm up. In this case, the user is responsible for posting warnings (e.g. DIN EN ISO 13732-1:2008-12).

Product properties

Product type	Panel-mount flange
Product family	VARIOCON
Locking type	Screw locking

Dimensions

Dimensional drawing	
Width	10 mm
Height	25.3 mm
Length	16.2 mm

Material specifications

Color of the housing part	gray
Flammability rating according to UL 94	V0
Insulating material group	I / CTI 600
Contact material	CuZn
Housing material	PA 6.6

Cable/line

Halogen-free	yes
--------------	-----

Mechanical properties

Mechanical data

Locking type	Nut
--------------	-----

Environmental and real-life conditions

Ambient conditions

Ambient temperature (operation)	-40 °C ... 125 °C
---------------------------------	-------------------

VC-AF - Panel-mount flange

1852862

<https://www.phoenixcontact.com/in/products/1852862>



Ambient temperature (storage/transport)	-40 °C ... 70 °C
Ambient temperature (assembly)	-40 °C ... 70 °C

VC-AF - Panel-mount flange

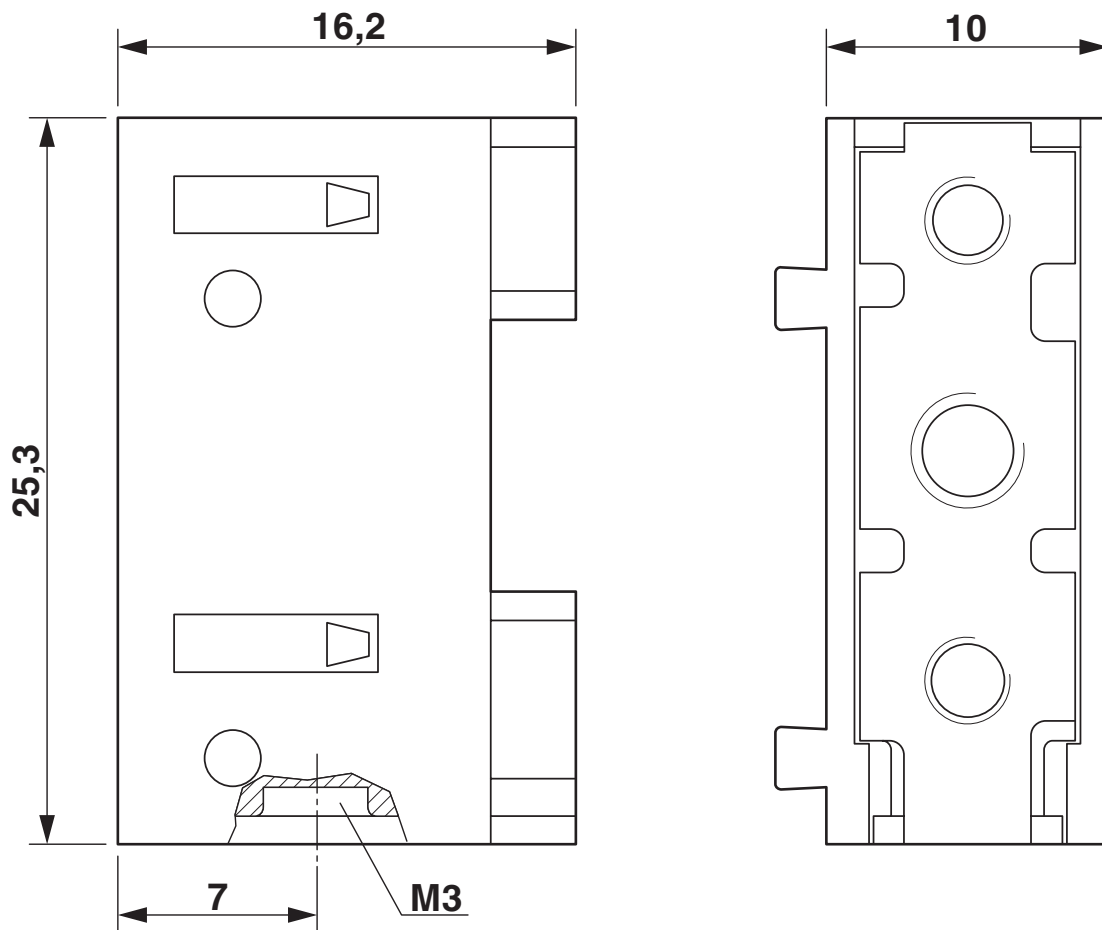
1852862

<https://www.phoenixcontact.com/in/products/1852862>



Drawings

Dimensional drawing



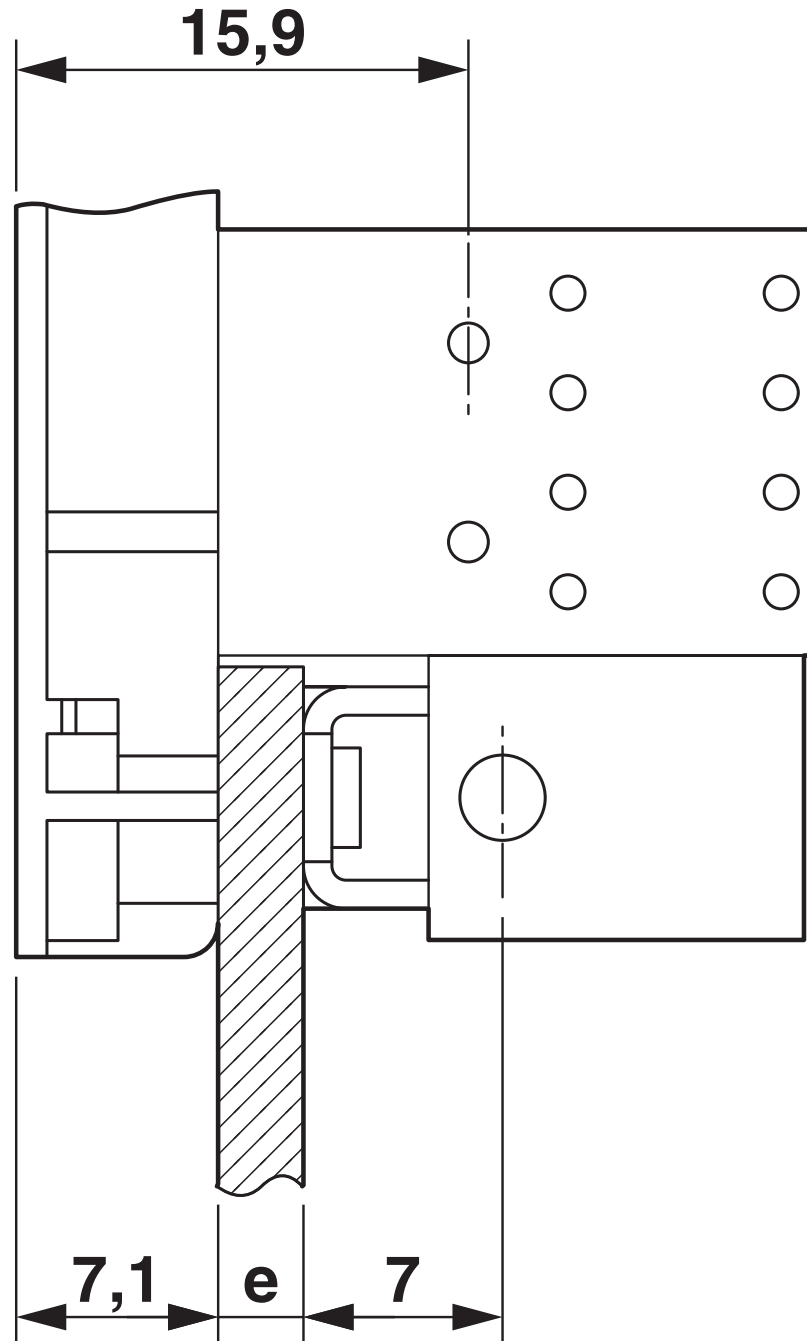
VC-AF - Panel-mount flange

1852862

<https://www.phoenixcontact.com/in/products/1852862>



Dimensional drawing



Installation, panel mounting flange

A = Panel mounting base

B = Solder-in contact insert

C = Mounting flange

D = Mounting panel $e = 1...5$ mm

E = Dimensions with EMC shield adapter mounted

VC-AF - Panel-mount flange

1852862

<https://www.phoenixcontact.com/in/products/1852862>



Approvals



EAC

Approval ID: B.01687

VC-AF - Panel-mount flange

1852862

<https://www.phoenixcontact.com/in/products/1852862>



Classifications

ECLASS

ECLASS-11.0	27440210
ECLASS-12.0	27440210
ECLASS-13.0	27440210

ETIM

ETIM 8.0	EC002310
----------	----------

UNSPSC

UNSPSC 21.0	39121400
-------------	----------

VC-AF - Panel-mount flange

1852862

<https://www.phoenixcontact.com/in/products/1852862>



Environmental Product Compliance

China RoHS	Environmentally friendly use period: unlimited = EFUP-e
	No hazardous substances above threshold values

Phoenix Contact 2023 © - all rights reserved
<https://www.phoenixcontact.com>

PHOENIX CONTACT (I) Pvt. Ltd.
A-58/2, Okhla Industrial Area, Phase - II, New Delhi-110 020

+91.1275.71420
info@phoenixcontact.co.in