

D-SUBMINIATURE (D-SUB) D/8656/ DP SERIES

Amphenol's D-Subminiature (D-Sub) connectors are part of an industry standard for applications requiring robust and reliable connectors. These proven D-Sub connectors are one of the most popular Input/Output interconnects, addressing a wide variety of applications in telecommunications, data, consumer, industrial, military, instrumentation and medical. Amphenol offers a wide range of D-Sub connectors to meet various design requirements including those in harsh environment.

These high performance connectors are designed for severe environment applications in the field of telecommunications, aerospace, military (125°C) class and for particularly severe applications, especially high temperature (+155°C) class. It features machined contacts and is available in solder bucket, straight spills, angled spills and wire wrap terminations.



TARGET MARKETS



FEATURES

- A Basic I/O connector comes with five shell size and housing design
- Has a D-shaped shell design
- Meets DIN 41652 and MIL-C-24308 dimensional standards
- Available in Straight, Angle, Wire Wrap, Solder Bucket, Crimp terminations
- Frugal- D design (2 shells + 2 housings) with stamped & formed contacts
- DP series comes with screw machined contacts
- Various PCB and Panel mounting accessory options available
- Hoods available in plastic, metalized and metallic form with locking screws
- Lead-free and RoHS compliant

BENEFITS

- Most popular Rugged and sturdy I/O connector
- Supports the need for polarisation
- Interchangeable and intermateable with other makes
- Support both PCB & Cable mounting requirements
- Economical solution
- Can meet 7.A current rating and suitable for high-end applications
- Wide variety of choices for secure connection
- Supports cable connection; Prevents risks of pulling up and accidental un-mating
- Meets environmental, health and safety requirements

STAMPED AND ROLLED CONTACTS



D series is the standard D-Sub full metal shell version with stamped contacts. This design is basically proposed in solder bucket, straight and angled version without accessories



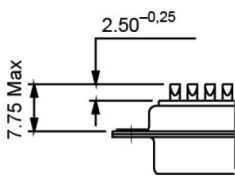
PART NUMBER SELECTOR

X	X	XX	X	X	XX	X	X	X	XX
SERIES	SHELL SIZE	TOTAL CONTACTS	CONTACTS TYPE	TERMINATION TYPE	MATING CYCLES	TERMINATION TYPE	SHELL PLATING	DIMPLES	LEAD-FREE
D	E A B C D	09 15 25 37 50	Pin P Socket S	Solder Bucket 0 Straight 3 Right Angle 5	≥200 64 ≥500 65				LF
				Stamped contacts			Standard tin plating T		
								Standard on male connector only	X

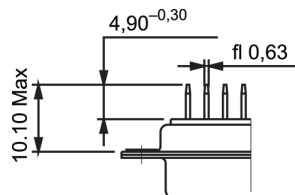
Straight Version	Angled Version	Solder Buckets	Index
Without accessory	N.A	Without accessory	-
N.A	Without bracket	N.A	C
N.A	N.A	Shielding termination fingers*	H*

SPECIFIC DIMENSIONS

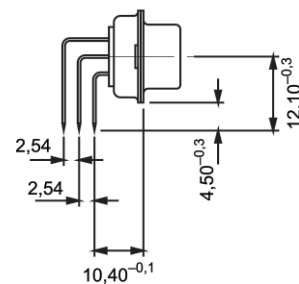
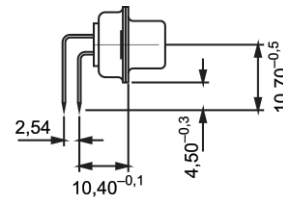
Solder Buckets



Straight Spills




Right Angle Spills



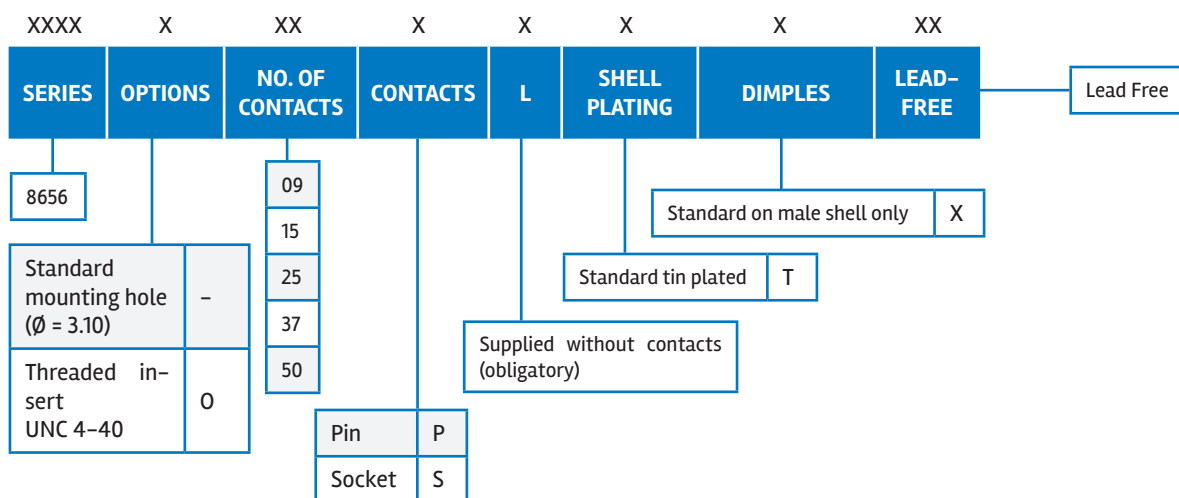
CRIMP CONTACTS AND CABLE CONNECTORS



- 8656 series is a D connector with removable crimp contacts for AWG 20/24 or 24/28 wires
- It is used for commercial cabling like computer equipment, cash register
- It accepts our standard accessories (hoods, locking devices) and is available with a complete range of crimping tools from hand tools to high volume production equipment



PART NUMBER SELECTOR



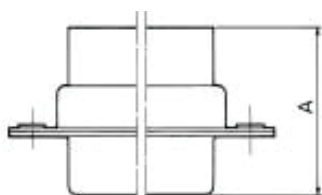
PART NUMBER

Contact Type	Packaging Type		
	Box of 500 Contacts ✓	Reel of 400 Contacts R	Reel of 5000 Contacts ✓
AWG 24/28 male	865635006 Δ	8656300306 Δ	8656451006 Δ
AWG 24/28 female	865635106 Δ	8656300406 Δ	8656651006 Δ
AWG 20/24 male	865635206 Δ	8656300506 Δ	8656452006 Δ
AWG 20/24 female	865635306 Δ	8656300606 Δ	8656652006 Δ

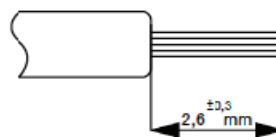
Δ Contact performance code

4LF: ≥200 mating/unmating, RoHS compatible
5LF: ≥500 mating/unmating, RoHS compatible

SPECIFIC DIMENSIONS



CABLE PREPARATION




Contacts	09	15	25	37	50
A _{Max.} Pin	17.19	17.19	17.35	17.35	17.35
Socket	17.44	17.44	17.44	17.44	17.44

MACHINED CONTACTS



- DP series is designed for high performance applications, particularly in the field of telecommunications: data transmission, private automatic branch switching, telecom (LNZ listed)
- It features machined contacts and is available with solder bucket, straight spills, angled spills, and wire wrap terminations



PART NUMBER SELECTOR

SERIES	SHELL SIZE	P	FRONT ACCESSORIES	NO. OF CONTACTS	CONTACTS	TERMINATION TYPE	MATING CYCLES	C	SHELL PLATING	DIMPLES	LEAD-FREE
D	E A B C D			09 15 25 37 50	Pin P Socket S				Standard tin plated T		LF X
Characterisation of DP series									PCB Accessories		
Solder buckets (N.A for plating 00)			-								
Straight spills			3								
Angled spills- 2.54mm between rows			5								
Angled spills- 2.84mm between rows			8								
Wire wrap (3 levels)			4								
≥200		64									
≥500; N.A for solder bucket termination		65									

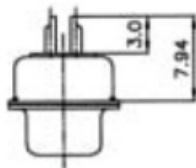
Straight Spills	Angled Spills	Solder Buckets	Wire Wrap	Index
Without accessory	Two plastic brackets*	Without accessory	-	-
-	Without bracket	-	-	C
-	Two metal brackets	-	-	M
Harpoons (Compulsory with option L or V)	Harpoons (9 to 37 ways only)	-	-	G
-		Shielding termination fingers	-	H

*Except 50 pos. with monobloc plastic brackets

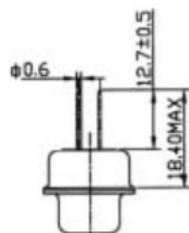
▶ D-SUBMINIATURE (D-SUB) D/8656/ DP SERIES

SPECIFIC DIMENSIONS

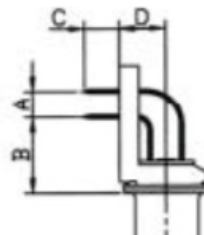
Solder Buckets



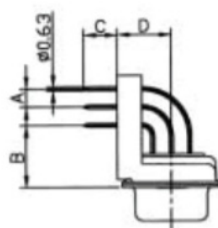
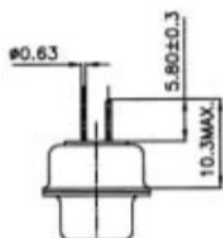
Wire Wrap



Right Angle Spills



Straight Spills



Dimension		Termination Code	
		5	8
A		2.54	2.84
$B^{\pm 0.1}$		10.30	10.30
$C^{\pm 0.5}$		4.00	4.00
$D^{\pm 0.19}$	9 to 37 contacts	7.20	7.20
	50 contacts	8.60	8.60

TARGET MARKETS/APPLICATIONS

TARGET MARKETS/APPLICATIONS



Asymmetric Digital Subscriber Line (ADSL)
Base Station
Switching
Transmission



Set-top Box



Desktop and Laptop
Storage System
Router and Server



Automotive Diagnostics
Control Drives
Energy Meter
Gaming Machine
Test Equipment
Office Automation
POS & Handheld terminal
Power Supplies
Parking Meter
Printer and Copier
Renewable Energy
Robotics
Surveillance Camera



Medical Instrument



Avionics
Military Equipment