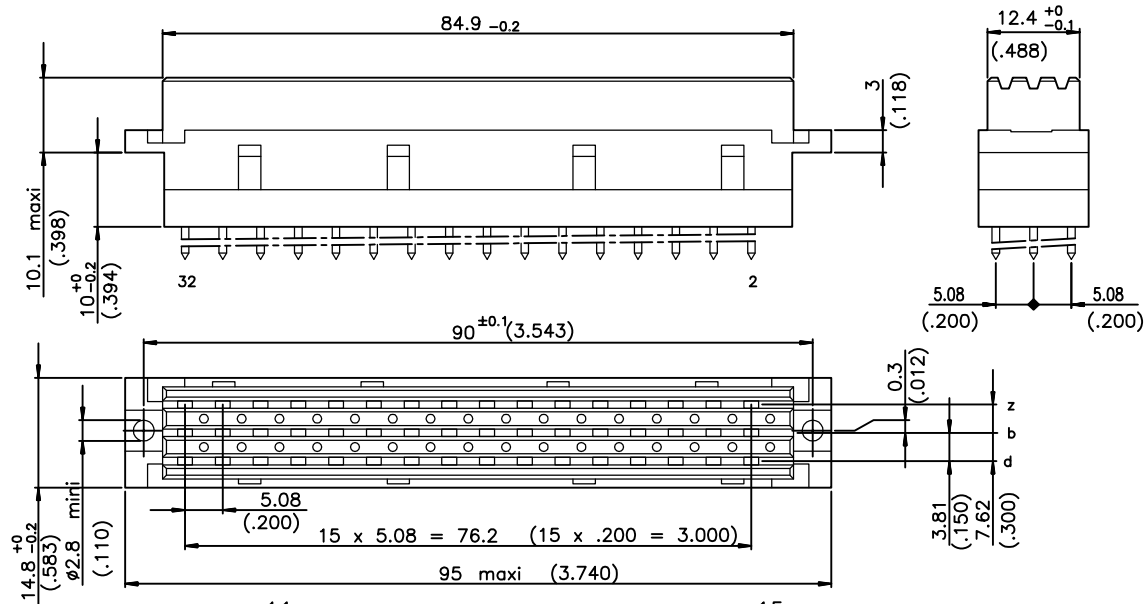


DIMENSIONS mm (inches)



ELECTRICAL DATA

-Current at AMB.	5.5 A at 20° / 4 A at 70°
-Contact resistance	≤15mΩ according to DIN 41640 Teil 4 test 2a
-Insulation resistance	≥10 ⁸ MΩ according to DIN 41640 teil 7 test 3a
-TEST VOLTAGE	according to DIN 41640 teil 21
contact/contact	1550V eff
contact/ground	2500V eff

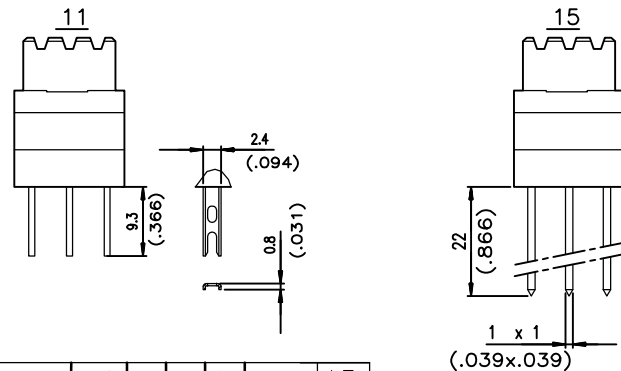
MECHANICAL DATA

-Insertion force	≤75N
-Mechanical endurance	-class 1 500 matings unmatings according to DIN41640 teil 21
	-class 2 400 matings unmatings according to DIN41640 teil 21
-Material insulator	Polyester UL94V0
-Material contacts	Copper alloy
-Finishing contact surface	Gold over nickel Lead Free
-Finishing termination	Lead-Free
-Shock	≤30mΩ according to DIN 41640 Teil 14 test 6c
-Vibration	-class 1 10-2000Hz/20g according to DIN 41640 Teil 15
	-class 2 10-500Hz/5g according to DIN 41640 Teil 15

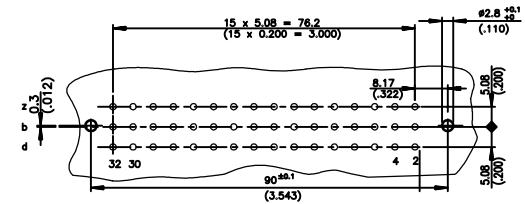
ENVIRONMENTAL DATA

-Climatic category	According to DIN 41612
-Corrosion	According to DIN 41612

TERMINATION



P.C. CARD DRILLING



NOTE RoHS INFORMATION

- The "LF" products meet European Union Directives and other country regulations as described in GS-22-008.
- The housing will withstand exposure to 260°C peak temperature for 3.5 seconds in a wave solder application with a 1.6mm minimum thick circuit board.
- Packaging spec:see GS-14-920

LEAD-FREE PART-NUMBER 5159 09 10 90 LF	
CONTACT TERMINATION	
Straight splices;W.W 3wraps	0
Hand solder	9
NUMBER OF CONTACTS 32 or 48	
TERMINATION	
W.W. 3 wraps	5
Hand solder	1
PERFORMANCE CLASS	
DIN 41612 class 2	3
DIN 41612 class 1	4
CONTACT ARRANGEMENT	
Row z,b and d with contacts (48)	111
Row z and d with contacts (32)	101
Row z and b with contacts (32)	110
Row z,b and d with contacts (48)	AAC
Row z and d with contacts (32)	AAA
Row z and b with contacts (32)	AAB
LEAD-FREE	

www.fciconnect.com				surface	ISO 1302	tolerance std	ISO 408 ISO 110	projection	mm
				TOLERANCES UNLESS OTHERWISE SPECIFIED					
Dr	MPESSON	2006/02/21	ANGULAR	0.X	±0.1	size	A2	Scale	2
Eng	MPESSON	2006/02/21	LINEAR	0.XX	±0.1	ECN	F12-0053		
Chr	LEGARE	2006/02/21	0.XX ±.2	0.00X	±0.1	Product family	DIN POWER 5159	Spec ref	-
Appr	LEGARE	2006/02/21	Product family DIN POWER 5159						
RECEPTACLES- MEDIUM POWER -3 ROW				STYLE F		C01-5159-0036		Rev. K	
catalog no				-		CUSTOMER		sheet 1 of 1	