



# O/E/N 33

## GENERAL PURPOSE POWER RELAY

- Heavy duty upto 30 A Switching
- Upto 3 Form C Contact
- Dust Protected
- Direct Panel Mountable
- Din Rail, Solder type socket available
- LED Free wheeling Diode & Test Button (Optional)

### SPECIFICATIONS

Contact Arrangement	: 2 Form C, 3 Form C
Contact Material	: Silver Alloy
Contact Rating	
Rated Voltage	: 230 VAC/24 VDC
Max. Switching Voltage	: 250 VAC/220 VDC
Max. Continuous Current at 230 VAC/24 VDC	: 30 A
Max. Power Rating	: 7500 VA
Nominal Coil Power	: 2.0 W (approx.)
Life Expectancy	
Electrical	: $5 \times 10^4$ operations
Mechanical	: $10^6$ operations
Contact Resistance (Initial)	: 50 milli Ohms
Dielectric Strength	
Between Open Contacts	: 2000 VRMS
Insulation Resistance	: 100 MegaOhms at 500VDC, 25°C, RH50
Operate time at Nominal Voltage	: 20 milli sec. (Typ)
Release time at Nominal Voltage	: 20 milli sec. (Typ)
Ambient Temperature	: -45°C to 55°C
Weight	: 100 gms (approx.)

#### Typical applications

Voltage Stabilizers, UPS, Photocopiers, Inverter, Motor Starter, Battery Chargers, Compressor Controls, Deep Freezers, Electronic Fuel Dispensers etc.

All dimensions are in mm. Specifications subject to change without notice. Tolerance unless otherwise specified is  $\pm 10\%$ .

### COIL DATA

Nominal Voltage V	Pick-up Voltage V	Drop-out Voltage V	Coil Resistance Ohms $\pm 10\%$
-------------------	-------------------	--------------------	---------------------------------

#### DC COIL DATA

9	6.8	0.9	50
12	9.0	1.2	75
18	13.5	1.8	125
24	18.0	2.4	250
48	36.0	4.8	1125
110	82.5	11.0	5000
220	165.0	22.0	20000

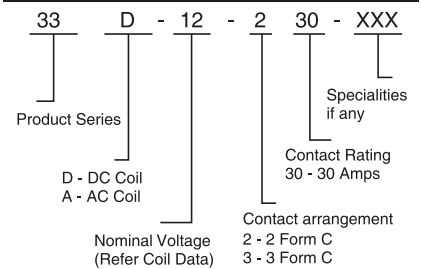
#### AC COIL DATA

115	86.0	11.5	1000
230	172.0	23.0	4000

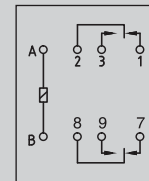
### SOCKET ORDERING CODE

Din rail mounting type	: 33 - 4700 - 100
Solder type	: 33 - 4182 - 100

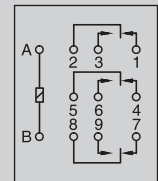
### HOW TO ORDER



### WIRING DIAGRAM



2 Form C



3 Form C

### DIMENSIONS

