



O/E/N 33H HEAVY DUTY POWER RELAY



- Heavy Duty make, carry & break upto 20 A
- 2 Form C and 1 Form Z version
- Dust Protected
- LED Free wheeling Diode & Test Button (Optional)
- Din Rail socket available
- Comply to IEC 60255-5

SPECIFICATIONS

Contact Arrangement	: 2 Form C, 1 Form Z
Contact Material	: Silver Alloy
Contact Rating	: Make, Carry & Break
Rated Voltage	: 220 VDC
Max. Switching Voltage	: 220 VDC
Max. Continuous Current at 220 VDC	
2 Form C	: 10 A
1 Form Z	: 20 A
Max. Power Rating	: 4400 W
Nominal Coil Power	: 2.0 W (approx)
Life Expectancy	
Electrical	: 10 ⁵ operations
Mechanical	: 10 ⁶ operations
Contact Resistance (Initial)	: 50 milli Ohms
Dielectric Strength	
Between Open Contacts	: 2000 VRMS
Insulation Resistance	: 100 MegaOhms at 500VDC, 25 ⁰ C, RH50
Operate time at Nominal Voltage	: 25 milli sec. (Typ)
Release time at Nominal Voltage	: 25 milli sec. (Typ)
Ambient Temperature	: -40 ⁰ C to 55 ⁰ C
Weight	: 125 gms (approx)

Typical applications

Circuit Breaker, High Voltage DC switching applications, High Voltage DC Motor etc.

Note : In case of relay with clamping diode take terminal A as positive.

All dimensions are in mm. Specifications subject to change without notice. Tolerance unless otherwise specified is ± 10%.

COIL DATA

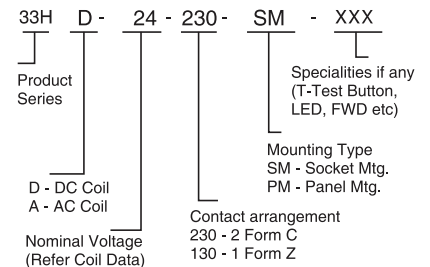
Nominal Voltage V	Pick-up Voltage V	Drop-out Voltage V	Coil Resistance Ohms ± 10%
DC COIL DATA			
12	9.0	1.2	75
24	18.0	2.4	250
48	36.0	4.8	1125
110	82.5	11.0	5000
220	165.0	22.0	20000
AC COIL DATA			
115	86.0	11.5	1000
230	172.0	23.0	4000

*Special coils available on request

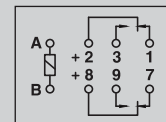
SOCKET ORDERING CODE

Din rail mounting type : 33 - 4700 - 100

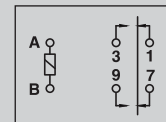
HOW TO ORDER



WIRING DIAGRAM



2 Form C



1 Form Z

DIMENSIONS

