



# O/E/N 58

## MINIATURE POWER RELAY

- Available in DC Versions
- International Standard Foot Print
- Compact High Performance
- High Capacity
- Dust Protected / Sealed Version
- Sockets available
- UL Approved

### SPECIFICATIONS

Contact Arrangement	: 1 Form A, 1 Form C 1 Form A (K type) 1 Form C (K type) 2 Form C
Contact Material	: Silver Alloy
Contact Rating	
Rated Voltage	: 230 VAC/28 VDC
Max. Switching Voltage	: 440 VAC/220 VDC
Max. Continuous Current at 230 VAC/28 VDC	
1 Form A (K type)	: 16 A
1 Form C (K type)	: 16 A (NO)/10 A (NC)
1 Form C (Std)	: 10 A
2 Form C	: 5 A
Max. Power Rating	
1 Form C (K type)	: 4000 VA
1 Form C	: 2500 VA
2 Form C	: 1250 VA
Nominal Coil Power	: 0.50 W (approx)
Life Expectancy	
Electrical	: $10^5$ operations
Mechanical	: $10^6$ operations
Contact Resistance (Initial)	: 100 milli Ohms
Dielectric Strength	
Between Contact & Coil	: 5000 VRMS
Between Open Contacts	: 750 VRMS
Insulation Resistance	: 500 Mega Ohms at 500VDC, 25°C, RH50
Operate time at Nominal Voltage	: 15 milli sec. (Typ)
Release time at Nominal Voltage	: 10 milli sec. (Typ)
Ambient Temperature	: -40°C to +70°C
Weight	: 18 gms (approx)
For Suitable Sockets Refer Socket Section	

#### Typical applications

Industrial Electronics, PLCs, Timers, Office Automation, UPS, Home Appliances etc.  
All dimensions are in mm. Specifications subject to change without notice. Tolerance unless otherwise specified is  $\pm 10\%$ .

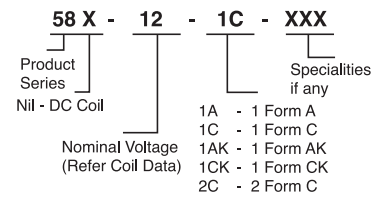
### COIL DATA

Nominal Voltage V	Pick-up Voltage V	Drop-out Voltage V	Coil Resistance Ohms $\pm 10\%$
5	4.00	0.5	50
6	4.80	0.6	72
9	7.20	0.9	160
12	9.60	1.2	285
18	14.40	1.8	640
24	19.20	2.4	1150
48	38.40	4.8	3300
60	48.0	6.0	7200

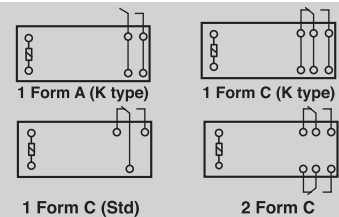
### DC Coil Data

5	4.00	0.5	50
6	4.80	0.6	72
9	7.20	0.9	160
12	9.60	1.2	285
18	14.40	1.8	640
24	19.20	2.4	1150
48	38.40	4.8	3300
60	48.0	6.0	7200

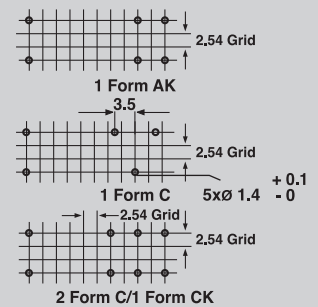
### HOW TO ORDER



### WIRING DIAGRAM



### DRILLING PATTERN



### DIMENSIONS

