



O/E/N 63

HEAVY DUTY POWER RELAY

- Upto 30 A Switching
- High Performance
- Spade Terminals for Power Output
- High Reliability
- AC & DC Versions
- Sealed
- UL Approved (DC Version only) (E209843)

SPECIFICATIONS

Contact Arrangement	: 1 Form A, 1 Form C
Contact Material	: Silver Alloy
Contact Rating	
Rated Voltage	: 230 VAC/24 VDC
Max. Switching Voltage	: 250 VAC
Max. Continuous Current at 230 VAC/24 VDC	
1 Form A	: 30 A
Motor Load	: 2 HP/230 VAC
1 Form C	: 30A (NO)/20A (NC)
Max. Power Rating	: 7500 VA
Nominal Coil Power	: 0.90 W (approx)
Life Expectancy	
Electrical	: 10 ⁵ operations
Mechanical	: 10 ⁷ operations
Contact Resistance (Initial)	: 50 milli Ohms
Dielectric Strength	
Between Contact & Coil	: 2500 VRMS
Between Open Contacts	: 1500 VRMS
Insulation Resistance	: 100 MegaOhms at 500VDC, 25 ⁰ C, RH50
Operate time at Nominal Voltage	: 10 milli sec.(Typ)
Release time at Nominal Voltage	: 8 milli sec.(Typ)
Ambient Temperature	: -55 ⁰ C to +100 ⁰ C
Weight	: 35 gms (approx)

Typical applications

Air Conditioning Systems, Ventilation, Heater, Domestic Appliances, Automotive etc.

All dimensions are in mm. Specifications subject to change without notice. Tolerance unless otherwise specified is ± 10%.

COIL DATA

Nominal Voltage V	Pick-up Voltage V	Drop-out Voltage V	Coil Resistance Ohms ± 10%
-------------------	-------------------	--------------------	----------------------------

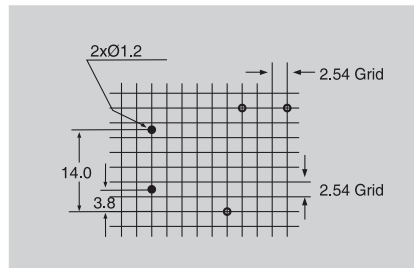
DC COIL DATA

5	3.75	0.6	27
6	4.50	0.9	40
12	9.00	1.2	160
18	13.50	1.8	380
24	18.00	2.4	660

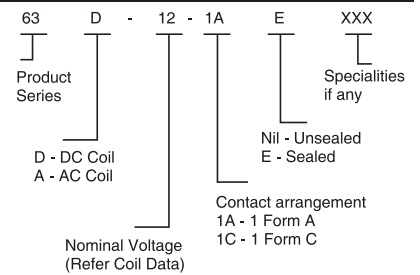
AC COIL DATA

230	170	25	13,490
-----	-----	----	--------

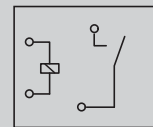
DRILLING PATTERN



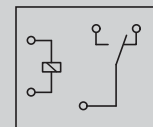
HOW TO ORDER



WIRING DIAGRAM



1 Form A



1 Form C

DIMENSIONS

